



PRICE LIST **2023**

JIGSAW  [®]
The kitchen puzzle made simple



















Product Installation & Technical Guides

www.tkc.co.uk/techguides

Access our 'Guide to Product Installation, Dimension and Configurations' and product technical guides using the web link above.



Products to look out for	4-5	
Cabinets, Drawers & Order Codes Info	6-7	
Door Configurations	8-9	
Corner Planning	10-13	
Product Specifications	14-17	
 	ASCOT Paint to Order Shaker	18-19
	CAMBRIDGE Timber Shaker	20-21
 	CAMBRIDGE Paint to Order Shaker	22-23
	CARTMEL Shaker Woodgrain Effect	24-25
 	CARTMEL Paint to Order Shaker	26-27
 	GRANTHAM Paint to Order Handleless Slim Timber Shaker	28-29
	LINEAR Textured Slab PG 1	30-31
	LINEAR Textured Slab PG 2	32-33
	LUCENTE Gloss Handleless	34-35
	LUCENTE Matt Handleless	36-37
 	LUCENTE Paint to Order Handleless	38-39
	NEWMARKET Slim Timber Shaker	40-41
 	NEWMARKET Paint to Order Slim Timber Shaker	42-43
	OXFORD Shaker	44-45
	STRATTO Slim Shaker	46-47
	VIVO+ Gloss Slab	48-49
	VIVO+ Matt Slab	50-51
 	VIVO+ Paint to Order Slab	52-53
 	WINDSOR Paint to Order Shaker	54-55
	VERO CAB INFO, PROFILES & ACCESSORIES	56-57
	LINEAR FOR VERO True Handleless Textured PG1	58-59
	LINEAR FOR VERO True Handleless Textured PG2	60-61
	STRATTO FOR VERO True Handleless Slim Shaker	62-63
	VIVO FOR VERO True Handleless Slab Gloss	64-65
	VIVO FOR VERO True Handleless Slab Matt	66-67
 	VIVO FOR VERO True Handleless Paint to Order Slab	68-69
	Handles	70-77
	Sinks & Taps	78-81
	Bins & Drip Trays	82
	Accessories	83
	Wirework	84
	LED Lighting	85
	Carriage	86
	Terms & Conditions	87-89
	Kitchen Door Care Instructions	90

Jigsaw is available on ArtCAD, KBB Connect, CompuSoft, EQ Software & 2020 Fusion.



The mark of responsible forestry
TKC is certified in accordance with the rules of The Forest Stewardship Council®

All prices are **inclusive** of VAT at the applicable rate

PRODUCTS TO LOOK OUT FOR

Fir Green Kitchens

The latest colour trend is available in 3 of our stocked ranges as well as paint to order.



Lucente Fir Green
Handleless door with J pull
Prefix code: 338



Cambridge Fir Green
Real timber 5 piece shaker
Prefix code: 259



Cartmel Fir Green
5 piece shaker, woodgrain effect.
Prefix code: 361

Grantham Door Range

Grantham is a narrow frame timber shaker with an integrated handle to create a true classic contemporary kitchen.

Prefix code: 471



PRODUCTS TO LOOK OUT FOR

Corner & 1000mm Larder Units

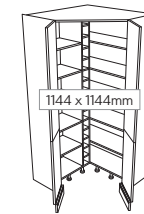
More stylish storage options with our 1000mm larders, corner solution and butlers pantry, available in every range.



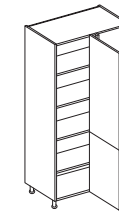
Diagonal Corner Larder, 1144 x 1144mm
(5 cabinet colours available)



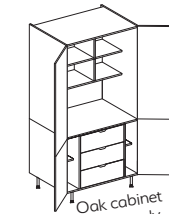
Butlers Pantry, 1000mm (Oak cabinet colour only).
Nb. Spice racks sold individually, code JSPICERACK.



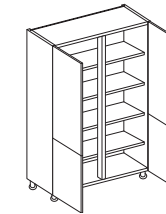
Diagonal Corner Larder
Order code: JXXXUDLU2D



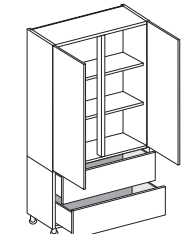
Corner Larder, 1000mm
Order code: JXXXUL10CC



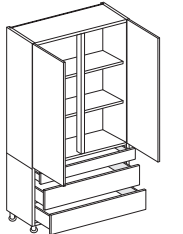
Butlers Pantry, 1000mm
Order code: JXXXKBPTRY



Larder, 1000mm
Order code: JXXXUL10



2 Drawer Larder, 1000mm
Order code: JXXXUL102DR



3 Drawer Larder, 1000mm
Order code: JXXXUL103DR



7 Paint to Order Colours

Our PTO palette is refreshed with 7 on-trend colours.



Cornflower



Marine



Parisian Blue



Stone



Regiment



Rose



Viridian

Dust Grey Cabinet Colour

This cabinet colour is the natural choice for dust grey doors and a beautiful complement to the likes of indigo and fir green.

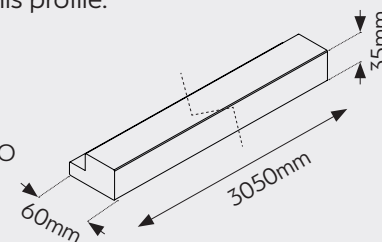
Prefix code: D

In Frame Profile

Create the look of in frame simply and cost effectively with this profile.

Length: 3050mm
Width: 60mm
Thickness: 35mm

Order code: JXXXPRO



Handles

On trend colours, designs and handle families with our best ever handle offer.



Sinks & Taps

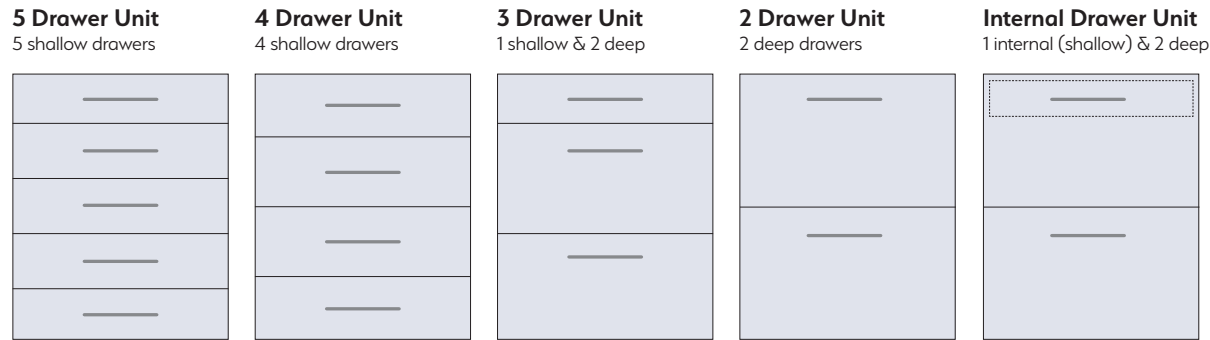
Co-ordinate sinks, taps and even handles with our updated range.



CABINETS & DRAWERS

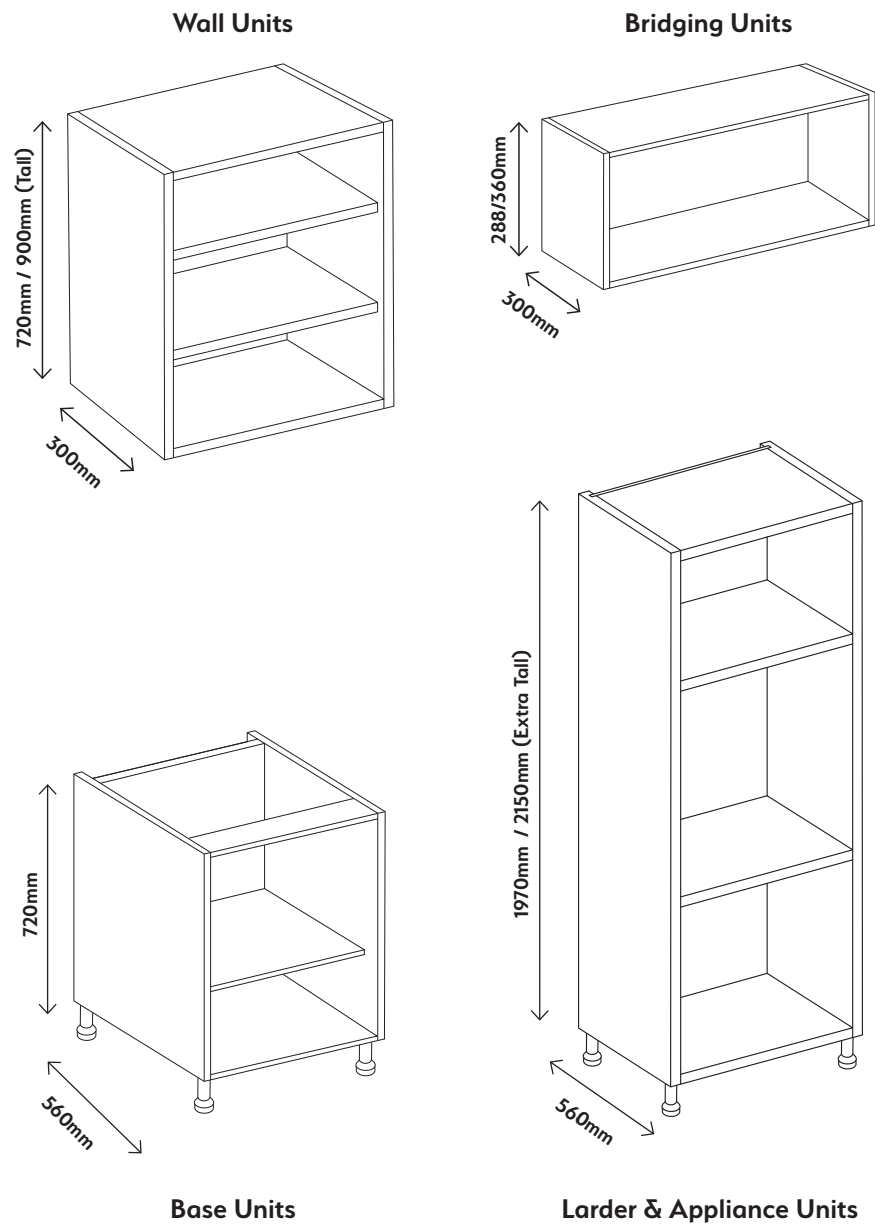
For Vero cabinets, please see page 56.

DRAWER CONFIGURATIONS



Shhh...
All of our doors, drawers and hinges come with soft close as standard

CARCASE DIMENSIONS



UNIT TYPE:	HEIGHT:	DEPTH:	BACK:	VOID:
BASE UNITS				
Belfast	455/495mm	560mm	18mm	41mm
Standard	720mm	560mm	18mm	41mm
Curve	720mm	300mm	18mm	N/A
WALL UNITS				
Bridging	288/360mm	300mm	8mm	N/A
Standard	720mm	300mm	8mm	N/A
Tall	900mm	300mm	8mm	N/A
Dresser	1210mm	300mm	8mm	N/A
FULL HEIGHT UNITS				
Appliance & Larder	1970mm	560mm	8mm	32mm
Curve	1970mm	300mm	18mm	N/A
Extra Tall	2150mm	560mm	8mm	32mm

CARCASE SPECIFICATION

- 100mm cross rail on base units
- 2mm PVC leading edging
- All back panels and centre posts are MFC
- Gables marked for hinges, 100mm hinges
- 150mm adjustable legs on base & full height units
- Robust cam & dowel technology
- Simple screwdriver fixing, simply push panels in position & lock in place with screw driver
- 5mm colour coordinated cover caps



ORDER CODES

CABINET COLOURS

The cabinet colours are available to order with any door range and colour by simply selecting one of the below. The letter next to the cabinet colour will be used in the code (see below for details)



HOW TO USE THE CODE

The code is broken down into 4 sections. Each section represents a different requirement for the final product.



The 'J' at the beginning represents 'Jigsaw'. This will not change throughout the order.

'XXX' will be replaced by the prefix code for the colour of the door range.

'U' will be replaced for the Quickcab carcass colour choice.

This is a description of the item you are purchasing and is unique for this product.

ACCESSORIES

Accessories and integrated appliance doors do not require the cabinet colour letter and will appear as below. Example shown for Vivo Gloss White Plinth.



COMPLETED CODE

When the code has been completed it will look like below. This code is for a Vivo Gloss White door (221) with a White (W) 600mm base cabinet (60B).



WHEN ORDERING THE VERO OPTION

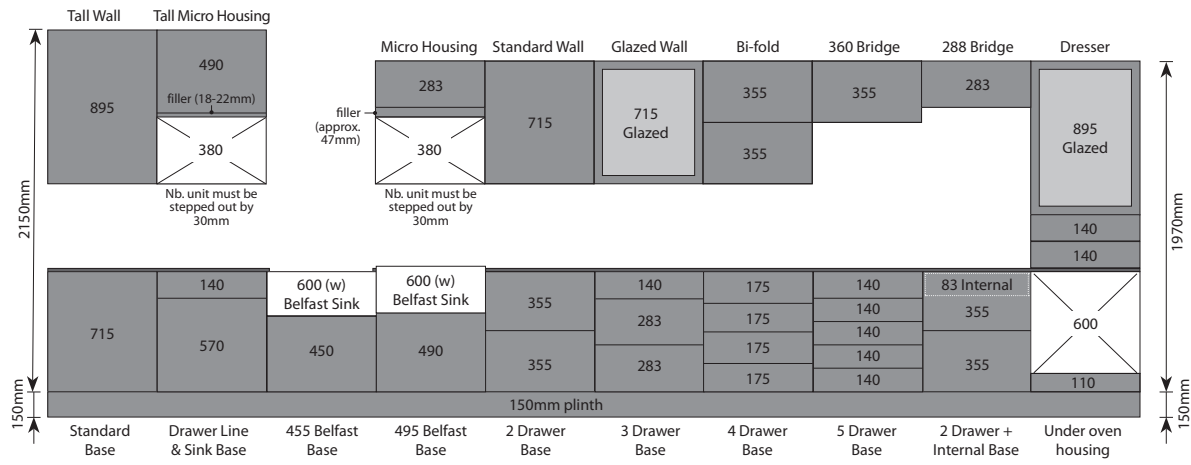
The 'V' at the beginning represents Jigsaw 'Vero'. It will not change throughout the Vero order.



DOOR CONFIGURATIONS

BASE & WALL UNIT DOORS

Standard height (1970mm) & extra tall height (2150mm) installation.



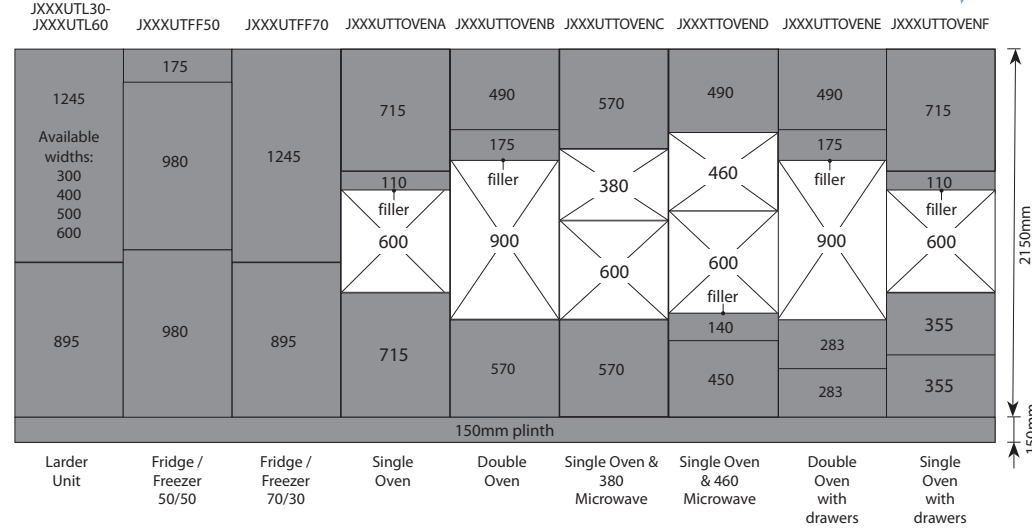
Wall and base units are available in various widths, please see range pages for more details.

All dimensions shown in mm.

DOOR CONFIGURATIONS

EXTRA TALL LARDER UNIT DOORS & APPLIANCES

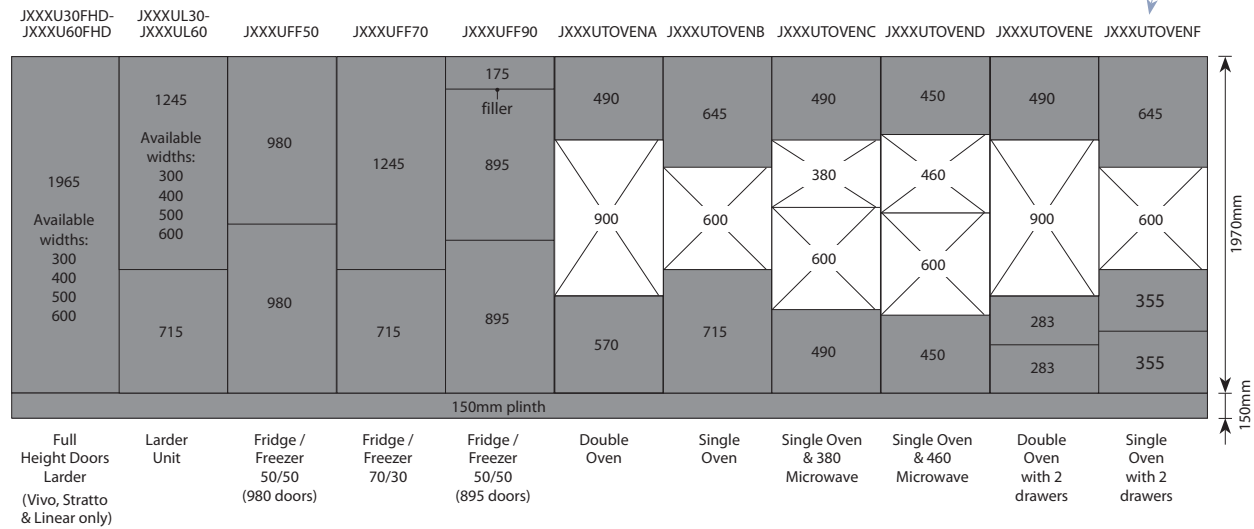
Extra tall height installation (2150mm).



Code unique to this unit.

LARDER UNIT DOORS & APPLIANCES

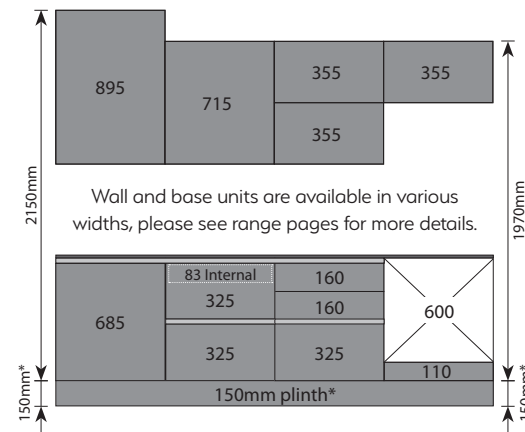
Standard height installation (1970mm).



Code unique to this unit.

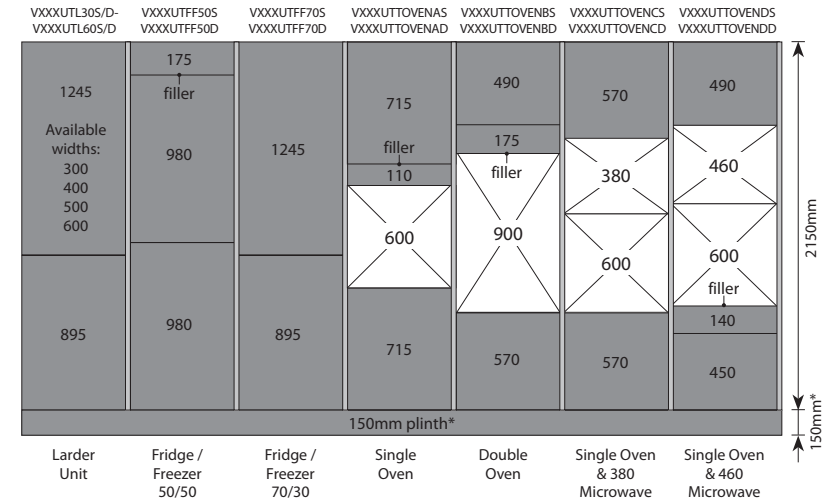
VERO BASE & WALL UNIT DOORS

Standard height (1970mm) & extra tall height (2150mm) installation. Base unit doors are designed specifically to suit Vero profiles. Wall unit doors are standard door sizes.




EXTRA TALL VERO LARDER UNIT DOORS & APPLIANCES

Extra tall height installation (2150mm). Codes ending with an 'S' is a single gable and ending in a 'D' is a double gable (see p. 56 for more info).



1000MM LARDER UNIT DOORS

Standard height installation (1970mm).



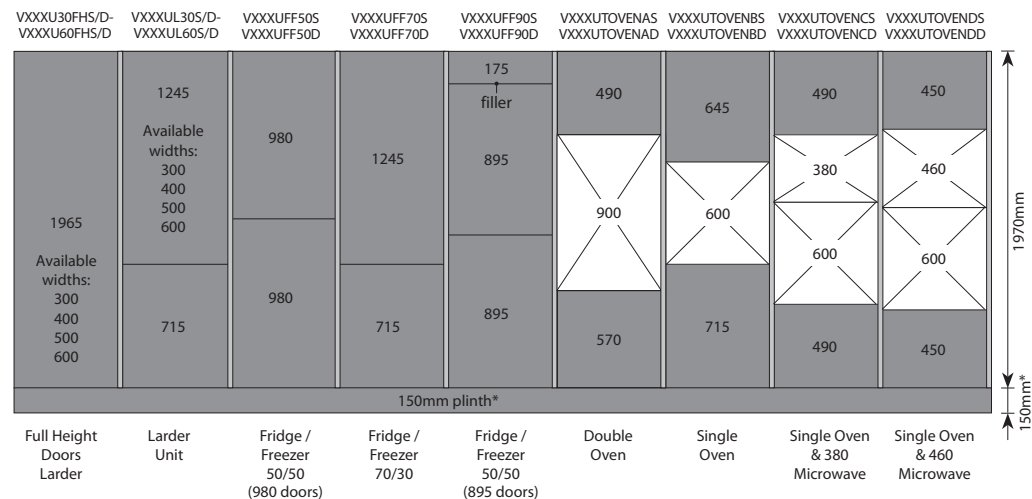
Code unique to this unit.

Please see door range pages for availability.

Nb: This page is to show door combinations and configurations only. Appliance heights will vary and may have an impact on oven filler / door sizes. Please check appliance heights and specifications before purchasing and installing any units to ensure they will fit the door configurations specified. Please check appliance specifications before installation to ensure they are suitable for your requirements.

VERO LARDER UNIT DOORS & APPLIANCES

Standard height installation (1970mm). Codes ending with an 'S' is a single gable and ending in a 'D' is a double gable (see p. 56 for more info).



Nb: This page is to show door combinations and configurations only. Appliance heights will vary and may have an impact on oven filler / door sizes. Please check appliance heights and specifications before purchasing and installing any units to ensure they will fit the door configurations specified.

Please check appliance specifications before installation to ensure they are suitable for your requirements.

* Cabinet leg height required for Vero units may vary. If integrated under counter appliances are installed, please raise cabinet legs to ensure appliance fits easily underneath the top rail.

CORNER PLANNING

CORNER WALL UNITS

NEW

630 x 630mm L Shape Wall • Available from 1st May

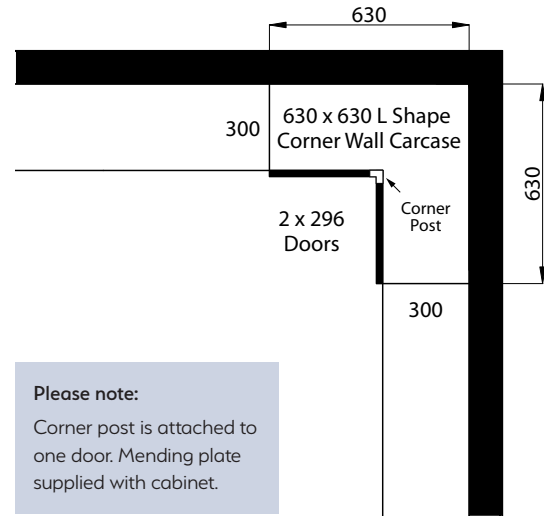
JXXXUCWL630 (720mm tall) / JXXXU9CWL630

(available in all ranges)

Carcase size: 630 x 630mm

Door size: 715/895mm x 296mm (x2)

Hinges: Unit comes with 170° hinges, each door is hinged independently on the gable.



Please note:
Corner post is attached to one door. Mending plate supplied with cabinet.

600 x 600mm L Shape Wall • While Stocks Last

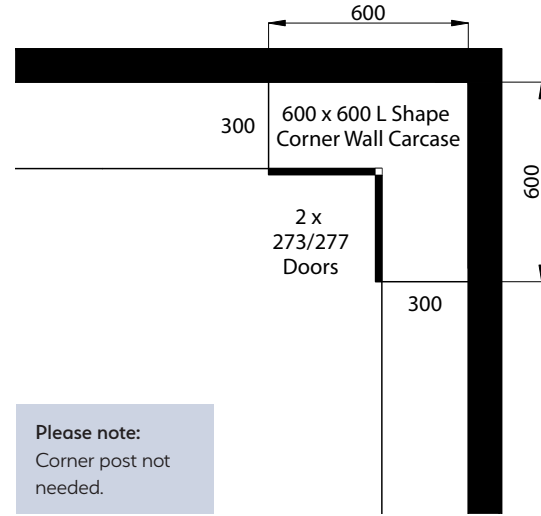
JXXXUCWL (720mm tall) / JXXXU9CWL

(900mm tall, available in Lucente & Vivo only)

Carcase size: 600 x 600mm

Door size: 715/895mm x 273/277mm (x 2)

Hinges: Unit comes with 170° and Pie Cut hinges, the doors are hinged off each other.



Please note:
Corner post not needed.

CORNER PLANNING

CORNER BASE UNITS

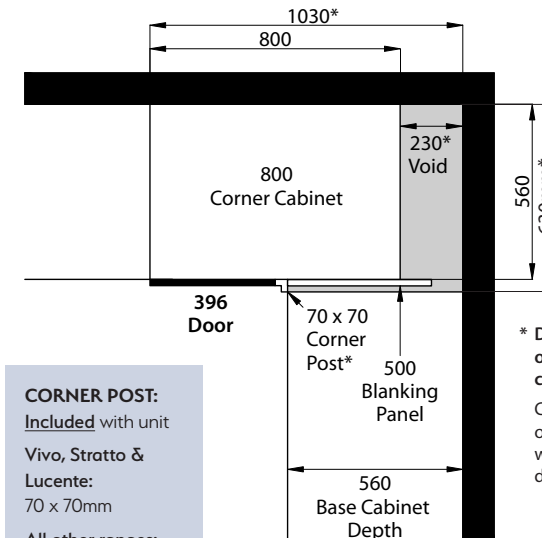
800mm Corner Base

JXXXU80CB4

Carcase size: 800mm

Door size: 715mm x 396mm

Blanking panel: 500mm, can be cut to size



CORNER POST:
Included with unit
Vivo, Stratto & Lucente:
70 x 70mm
All other ranges:
Variable

* Dimensions based on Vivo 70 x 70 corner post.
Corner post sizes for other ranges vary which will affect the dimensions.

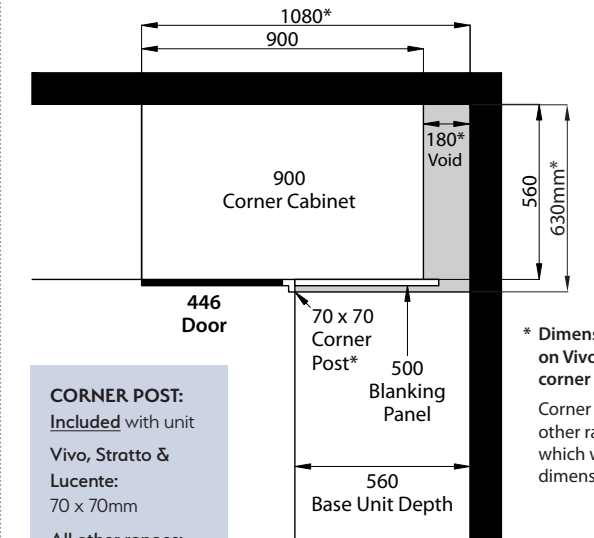
900mm Corner Base

JXXXU90CB

Carcase size: 900mm

Door size: 715mm x 446mm

Blanking panel: 500mm, can be cut to size



CORNER POST:
Included with unit
Vivo, Stratto & Lucente:
70 x 70mm
All other ranges:
Variable

* Dimensions based on Vivo 70 x 70 corner post.
Corner post sizes for other ranges vary which will affect the dimensions.

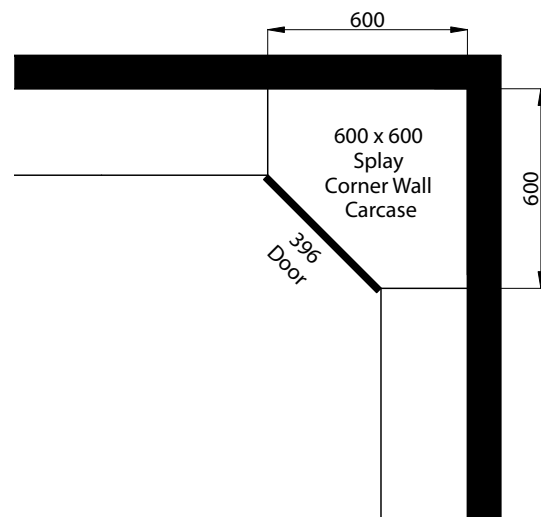
CORNER POSTS INCLUDED WITH BASE UNITS
Corner posts included with corner base units, incl. corner wirework units. (Excl. 900x900mm L Shape as no corner post needed)
Corner post sizes vary between ranges, see range pages for dimensions.

600 x 600mm Splay Wall

JXXXUCWS (720mm tall)/JXXXU9CWS (900mm tall)

Carcase size: 600 x 600mm

Door size: 715/895mm x 396mm



600 x 300mm Conventional Wall

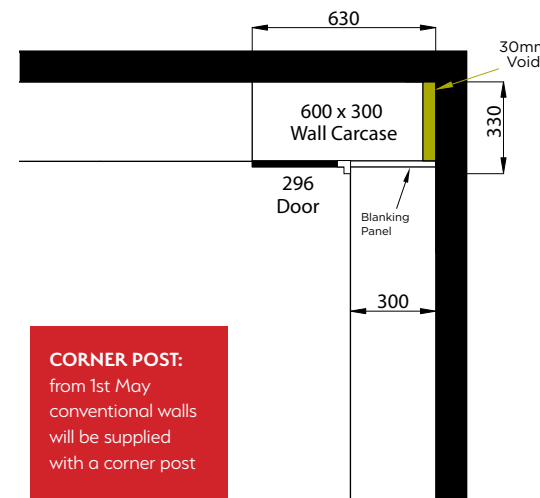
JXXXU30D60W

Carcase size: 600 x 300mm

Door size: 715mm x 296mm

Hinges: Unit comes with 270° hinges

Blanking panel: Comes with 500mm blanking panel, needs to be cut to size (300mm wide)



CORNER POST:
from 1st May conventional walls will be supplied with a corner post.

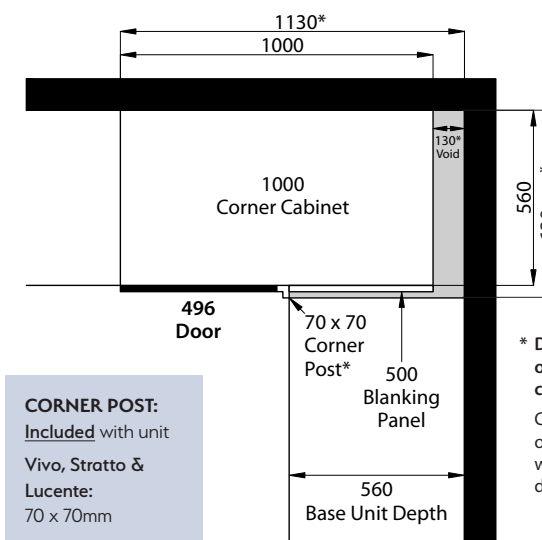
1000mm Corner Base, 500mm Door

JXXXU10CB5

Carcase size: 1000mm

Door size: 715mm x 496mm

Blanking panel: 500mm, can be cut to size



CORNER POST:
Included with unit
Vivo, Stratto & Lucente:
70 x 70mm
All other ranges:
Variable

* Dimensions based on Vivo 70 x 70 corner post.
Corner post sizes for other ranges vary which will affect the dimensions.

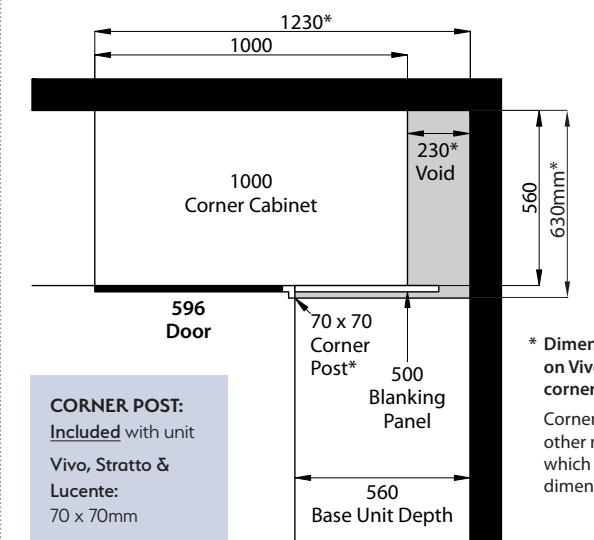
1000mm Corner Base, 600mm Door

JXXXU10CB6 (base unit)

Carcase size: 1000mm

Door size: 715mm x 596mm

Blanking panel: 500mm, can be cut to size



CORNER POST:
Included with unit
Vivo, Stratto & Lucente:
70 x 70mm
All other ranges:
Variable

* Dimensions based on Vivo 70 x 70 corner post.
Corner post sizes for other ranges vary which will affect the dimensions.

CORNER PLANNING

CORNER BASE UNITS

NEW

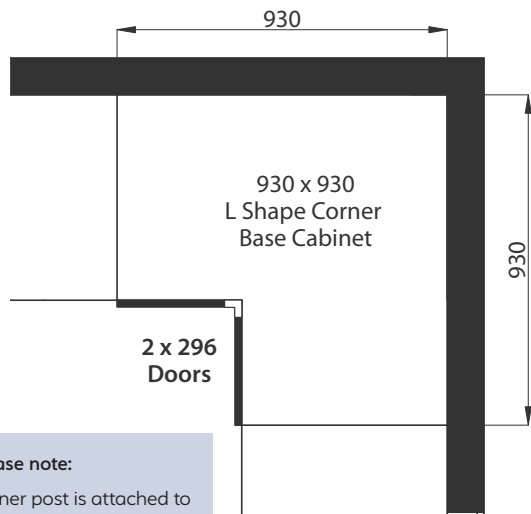
930 x 930mm L Shape Base • Available from 1st May

JXXXUCBASE930

Carcase size: 930 x 930mm

Door size: 715mm x 296mm (x 2)

Hinges: Unit comes with 170° hinges, each door is hinged independently on the gable.



Please note:
Corner post is attached to one door. Mending plate supplied with cabinet.

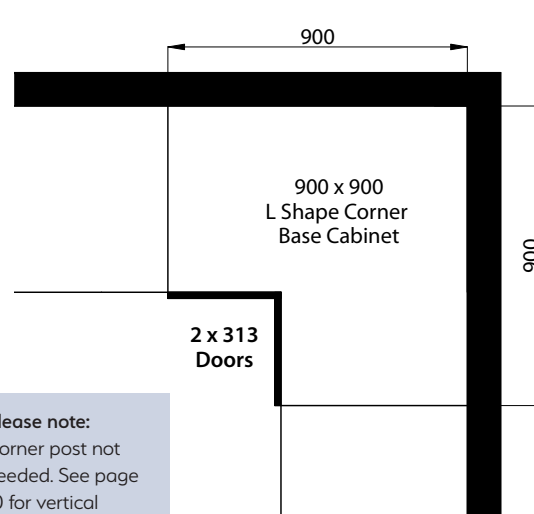
900 x 900mm L Shape Base • While Stocks Last

JXXXUCBASE

Carcase size: 900 x 900mm

Door size: 715mm x 313mm (x 2)

Hinges: Unit comes with 170° and Pie Cut hinges, the doors are hinged off each other.



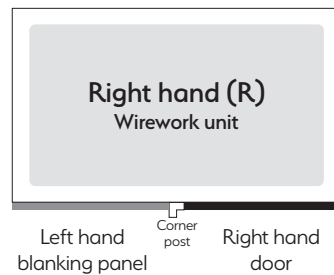
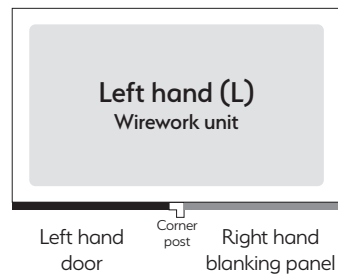
Please note:
Corner post not needed. See page 10 for vertical bi-fold door installation.

CORNER WIREWORK UNITS

Guide to L/R Wirework Corner Units

Units are 'handed' by the side the door is on.

The door is hinged on the side that the blanking panel is on (applies to Combi pull out shelves).



Wirework corner cabinet sizes

Dynamic & Elite Corner Units, left hand / right hand:

1000mm cabinet, 496mm door



Right hand shown

Combi Dynamic & Elite 450, left hand / right hand:

900mm cabinet, 446mm door

Combi Dynamic & Elite 500, left hand / right hand:

1000mm cabinet, 496mm door



Left hand shown

3/4 Carousel 900 x 900: 900 x 900mm cabinet, 2 x 313mm doors •



3/4 Carousel 930 x 930: 930 x 930mm cabinet, 2 x 296mm doors, corner post •

1/2 Carousel 1000 CB: 1000mm cabinet, 496mm door



CORNER PLANNING

CORNER LARDER UNITS

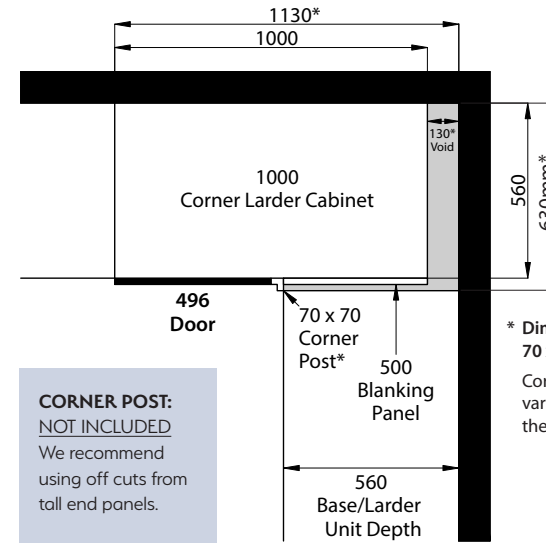
1000mm Corner Larder

JXXXUL10CC

Carcase size: 1000mm

Door size: 1245mm x 496mm & 715mm x 496mm

Blanking panel: 500mm, can be cut to size



CORNER POST:

NOT INCLUDED

We recommend using off cuts from tall end panels.

(Corner post included with corner base units.)

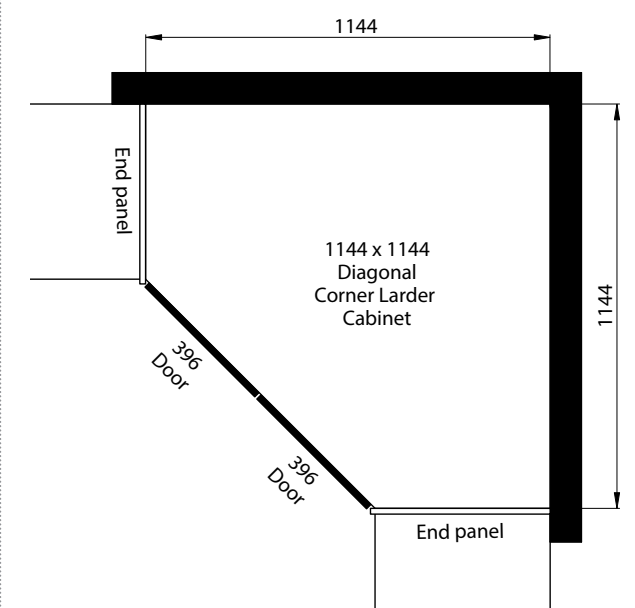
* Dimensions based on 70 x 70 corner post. Corner post sizes will vary which will affect the size of the void.

Diagonal Corner Larder

JXXXUDLU2D

Carcase size: 1144mm x 1144mm

Door size: 1245mm x 396mm & 715mm x 396mm (x 2)



DIAGONAL CORNER LARDER INFO

Diagonal Corner Larder, 1144mm x 1144mm

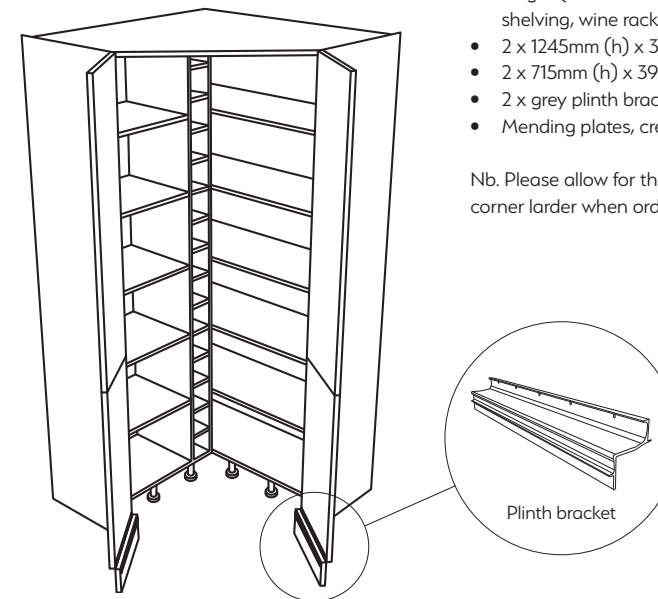
Order code: JXXXUDLU2D

Available in 5 cabinet colours

Contents:

- Diagonal walk in larder carcass, 1970mm height (2120mm height gable ends), including shelving, wine rack & internal plinths
- 2 x 1245mm (h) x 396mm (w) doors
- 2 x 715mm (h) x 396mm (w) doors
- 2 x grey plinth brackets
- Mending plates, cream, pack of 4

Nb. Please allow for the width of the diagonal corner larder when ordering plinth.



Plinth bracket



PRODUCT SPECIFICATIONS

FACT FINDER - DOOR RANGES

Stock Doors						
Door range	Lead time	No. of colours	Thickness	Design	Base material	Cover material & finish
Cambridge	5 working days	7	20mm	5 piece shaker with V grooves	Ash frame (painted colours) / Oak frame, veneered centre panel	Matt painted / lacquered (Oak) with visible timber grain
Cartmel	5 working days	10	22mm	5 piece shaker with V grooves	MDF	Matt foil wrap with woodgrain effect
Lucente Gloss	5 working days	6	22mm	Handleless with J-pull	MDF	Gloss painted
Lucente Matt	5 working days	7	22mm	Handleless with J-pull	MDF	Matt painted
Newmarket	5 working days	4	20mm	5 piece shaker, no grooves	Ash frame, veneered centre panel	Matt painted
Oxford	5 working days	6	18mm	One piece shaker	MDF	Matt painted
Stratto	5 working days	4	18mm	5 piece shaker	MDF	Matt wrapped
Vivo+ Gloss	5 working days	6	18mm	Slab	MDF	Gloss painted
Vivo+ Matt	5 working days	6	18mm	Slab	MDF	Matt painted
Paint To Order (PTO)						
Door range	Lead time	No. of colours	Thickness	Design	Base material	Cover material & finish
Ascot PTO	20 working days*	35 standard + bespoke option	18mm	Slim frame one piece shaker	MDF	Matt hand painted
Cambridge PTO	20 working days*	35 standard + bespoke option	20mm	5 piece shaker with V grooves	Ash frame, veneered centre panel	Matt hand painted with visible timber grain
Cartmel PTO	20 working days*	35 standard + bespoke option	22mm	5 piece shaker with V grooves	MDF	Matt hand painted foil wrap with visible woodgrain effect
Grantham PTO	20 working days*	35 standard + bespoke option	21mm	5 piece integrated handle shaker, no grooves	Ash frame, veneered centre panel	Matt hand painted
Lucente PTO	20 working days*	35 standard + bespoke option	22mm	Handleless with J-pull	MDF	Matt hand painted
Newmarket PTO	20 working days*	35 standard + bespoke option	20mm	5 piece shaker, no grooves	Ash frame, veneered centre panel	Matt hand painted
Vivo+ PTO	20 working days*	35 standard + bespoke option	18mm	Slab	MDF	Matt hand painted
Windsor PTO	20 working days*	35 standard + bespoke option	20mm	5 piece shaker with beading, no grooves	Ash frame, veneered centre panel	Matt hand painted with visible timber grain
Made To Order (MTO)						
Door range	Lead time	No. of colours	Thickness	Design	Base material	Cover material & finish
Linear MTO	20 working days	6	18mm	Slab	Chipboard	Melamine, various matt textured effects
Vero True Handleless						
Door range	Lead time	No. of colours	Thickness	Design	Base material	Cover material & finish
Linear MTO for Vero	20 working days	6	18mm	Slab, true handleless	Chipboard	Melamine, various matt textured effects
Stratto	20 working days	4	18mm	5 piece shaker, true handleless	MDF	Matt wrapped
Vivo for Vero Gloss	20 working days	6	18mm	Slab, true handleless	MDF	Gloss painted
Vivo for Vero Matt	20 working days	6	18mm	Slab, true handleless	MDF	Matt painted
Vivo for Vero PTO	20 working days	35 standard + bespoke option	18mm	Slab, true handleless	MDF	Matt hand painted

* Bespoke paint to order colours available on a 20 working day lead time.

RAL MATCH

RAL colour references matching our stock and paint to order kitchen door colours.
PLEASE NOTE: The RAL colour references listed are suggestions only.

Jigsaw Door Colour	RAL	RAL DESIGN	Jigsaw Door Colour	RAL	RAL DESIGN	Jigsaw Door Colour	RAL	RAL DESIGN
Amazon Green	6004	190 30 20	Indigo	5011	260 20 10	Rose	n/a	020 50 20
Anthracite	9017	000 30 00	Ivory/Cream	1013	n/a	Sage Green	1013	100 80 10
Cashmere	n/a	360 80 05	Lava	7022	100 40 05	Sapphire Blue	5026	270 20 25
Chalkstone	9001	110 90 05	Light Grey	9018	000 80 00	Silver Grey	7038	000 70 00
Cornflower	5007	250 50 20	Marine	5020	240 30 20	Smoke Blue	5014	270 60 20
Dakar	7032	095 80 10	Midnight Blue	5025	230 30 25	Stone Grey	n/a	040 70 05
Denim	n/a	270 70 19	Mussel	1015	095 90 10	Super White	9016	130 92 05
Dusky Pink	4009	010 60 15	Parisian Blue	5001	240 30 30	Taupe Grey	n/a	080 80 05
Dust Grey	7045	240 60 05	Pebble Grey	7038	080 70 05	Viridian	n/a	200 50 10
Fir Green	6005	180 20 15	Porcelain	9010	110 92 05	White Paint to Order	9010	200 50 10
Fjord	n/a	180 70 05	Onyx Grey	7012	000 45 00	White Vivo Gloss	9003	130 92 05
French Grey	7032	120 70 10	Regiment	7006	095 50 10	White Grey	9016	n/a

PRODUCT SPECIFICATIONS

PAINT TO ORDER OPTIONS




PTO & BESPOKE COLOURS

Select from a palette of **35 standard PTO colours** or choose from over **2,700 bespoke colours**.

- ASCOT
- CAMBRIDGE
- CARTMEL
- GRANTHAM
- LUCENTE MATT
- NEWMARKET
- VIVO+ TRUE HANDLELESS MATT
- VIVO+ MATT
- WINDSOR

AVAILABLE IN **9** DOOR RANGES

6 Tone Groups



BLUSH	BLUE	GREEN	GREY	EARTHY	NEUTRAL
Cashmere	Denim	Sage Green	White Grey	Taupe Grey	Super White
Dusky Pink	Smoke Blue	French Grey	Light Grey	Pebble Grey	White
Rose	Cornflower	Fjord	Silver Grey	Dakar	Porcelain
	Midnight Blue	Viridian	Dust Grey	Stone Grey	Chalkstone
	Marine	Amazon Green	Onyx Grey	Regiment	Stone
	Parisian Blue	Fir Green	Anthracite	Lava	Mussel
	Sapphire Blue				
	Indigo Blue				

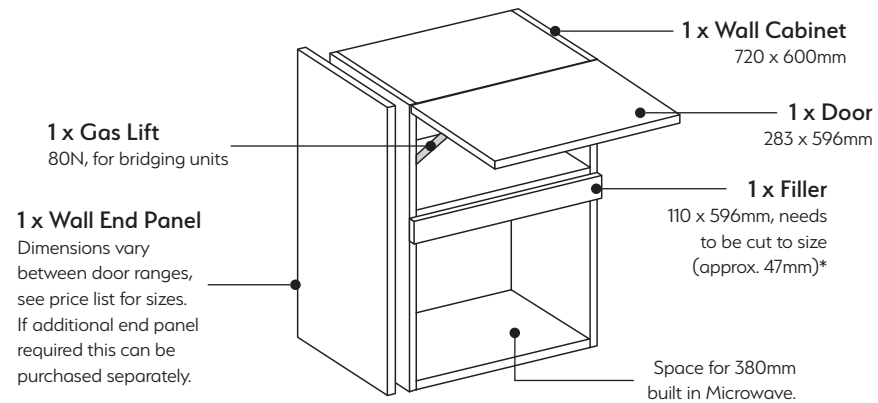


PRODUCT SPECIFICATIONS

MICROWAVE HOUSING CONTENTS

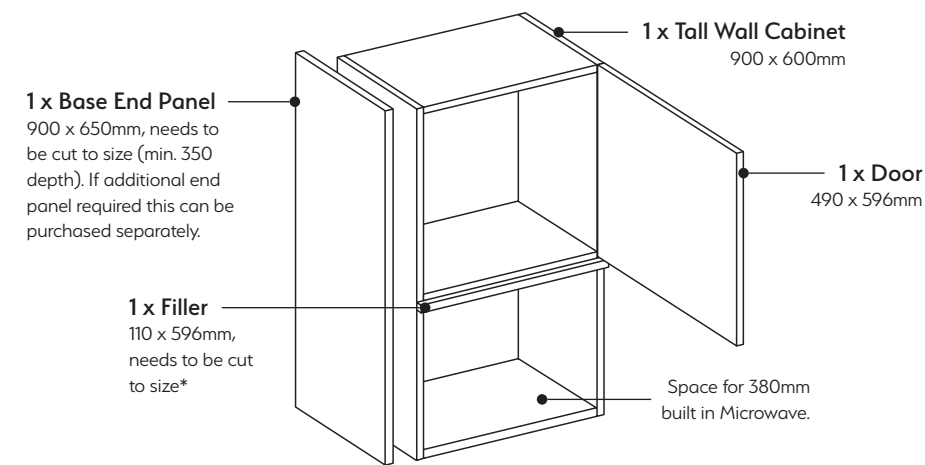
Wall Microwave Housing Kit - 720mm (h)

Order code: JXXXUMICRO60



Tall Wall Microwave Housing Kit - 900mm (h)

Order code: JXXXUMICRO90



See our online Jigsaw installation guide for Micro unit installation instructions:
www.tkc.co.uk/techguides



*** Please note:** Appliance sizes will vary which will have an affect on filler/door sizes. Please check appliance dimensions and specifications carefully prior to purchase/ installation to ensure they are suitable for the purpose. It's up to the fitter to ensure the unit is installed correctly and in line with any safety regulations.

BOILER HOUSING

Boilers vary in size & position. Here's how to create your own bespoke housing.

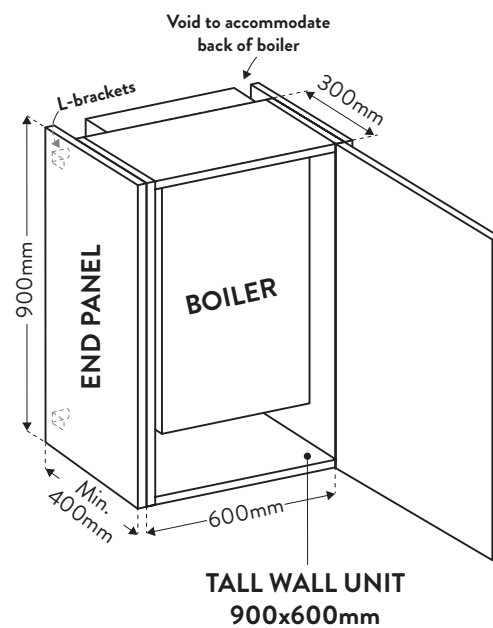
- As boilers are generally deeper than the 300mm depth of our tall wall cabinets **you must bring the wall cabinet forward** and attach the cabinet to the end panels (min. depth 400mm).
- The end panels need to be securely attached to the wall with L-brackets.

What you need:

- Tall Wall Unit 900 x 600mm** (Leaving back panel out)
Includes: 900mm height tall wall cabinet, 895 x 596mm door & 110 degree hinges.
- Base End Panels 900 x 650mm** (Cut to 900 x 400mm size)
Optionally use Tall End Panels 2400 x 650mm cut to size if end panels need to run down to the worktop.
- L-brackets**

Please note: Boilers vary in size and there is no set standard. This will have an effect on filler/door/end panel sizes, please check boiler dimensions carefully prior to installation to ensure the housing is suitable for the boiler it's being used for.

It's the installers responsibility to ensure the housing is fitted correctly and in line with boiler safety regulations.



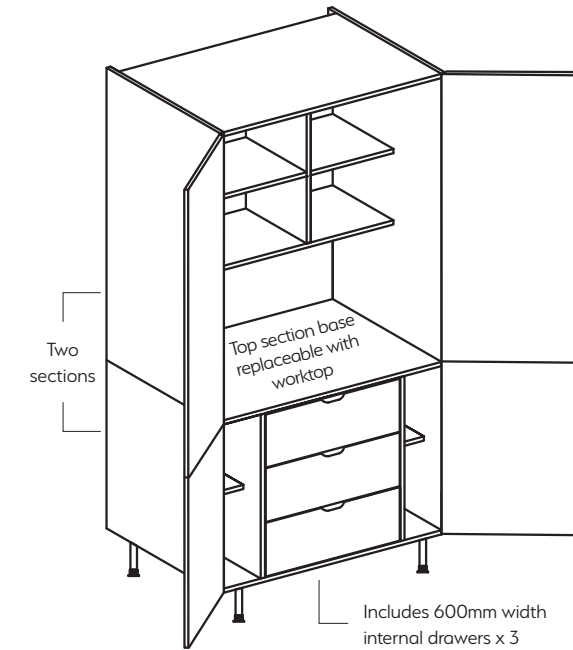
PRODUCT SPECIFICATIONS

BUTLERS PANTRY & SPICE RACK INFO

Butlers Pantry Unit, 1000mm width

Order code: JXXXKBPTRY

(available with Oak cabinet only)



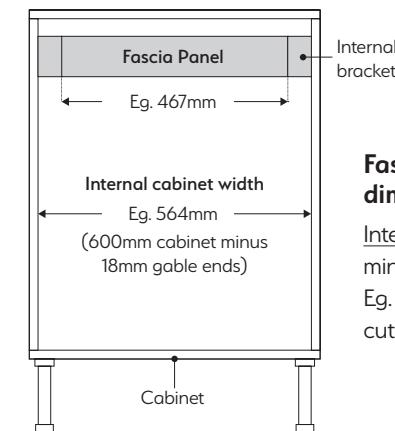
Spice racks

Door mounted solid oak spice rack, sold separately in singles. Recommended for use with Butlers Pantry.

Order code: JSPICERACK



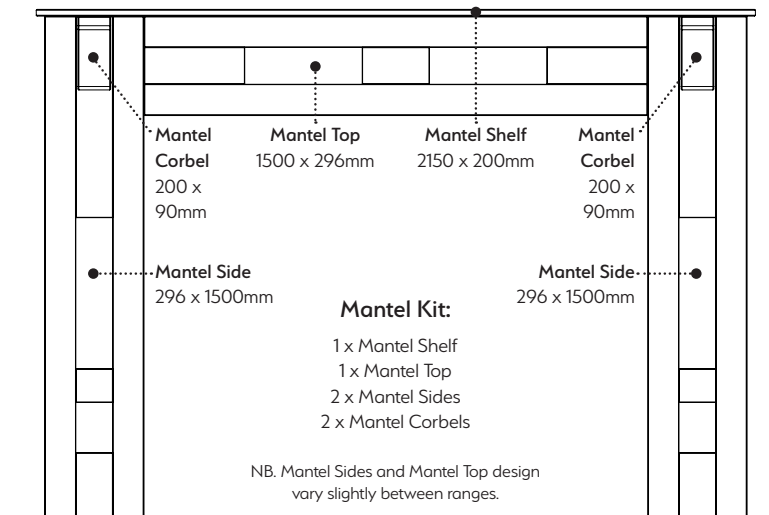
INTERNAL DRAWERS



Fascia Panel cutting dimensions:

Internal cabinet width, minus 97mm.
Eg. for 600mm wide unit, cut fascia panel to 467mm.

MANTEL DIMENSIONS



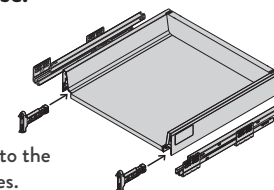
DRAWER FRONT MARKING TOOL

Our **FREE** drawer front marking tool is used to make installation easier & quicker. Contact us to order.

How to use:

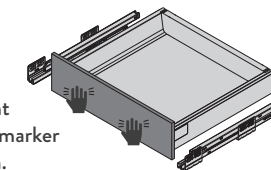
①

Insert the drawer markers into the drawer sides.




②

Tap the drawer front to create a marker indentation.



③

Attach the front fixing brackets using the markers as a guide.



Order code:
18TOP9060

ASCOT PAINT TO ORDER

- 1pc routed shaker door
- 18mm MDF
- Matt Paint to Order
- 60mm narrow frame



AVAILABLE ON A
20 working days*
LEAD TIME

Replace 'XXX' with prefix: **391**
You must also specify your chosen colour:
See page 15 to view our standard paint to order colours available OR
specify 'JBESPOKE' and provide a colour reference to match to*

Replace 'U' with the letter next to the Quickcab carcass colour you require:
Dust Grey **D** Ivory **I** Light Grey **L** Oak **K** White **W**

* Bespoke colours have a 20 working day lead time.
Surcharge applies on bespoke colours, £260 per 20 frontals.



BASE UNITS

150mm JXXJU15B £210
300mm JXXJU30B £243
350mm JXXJU35B £255
400mm JXXJU40B £267
450mm JXXJU45B £277
500mm JXXJU50B £291
600mm JXXJU60B £314
260mm JXXJU26B £253

Under Oven Housing JXXJUOH £249
700mm JXXJU70B £360
800mm JXXJU80B £382
900mm JXXJU90B £403
1000mm JXXJU10B £419

DRAWER LINE UNITS

300mm JXXJU50DL1 £412
400mm JXXJU40DL1 £439
500mm JXXJU50DL1 £464
600mm JXXJU60DL1 £491
800mm JXXJU80DL2 £728
1000mm JXXJU10DL2 £774
1000 Dyn Under sink JXXJUUNDSINK £1,075

SINK BASE UNITS

500mm dummy drawer JXXJU50DL0 £300
600mm dummy drawer JXXJU60DL0 £325
800mm dummy drawer JXXJU80DL0 £377
1000mm dummy drawer JXXJU10DL0 £443
800mm 1 drawer JXXJU80DL1 £537
1000mm 1 drawer JXXJU10DL1 £607

CORNER & CURVE BASE UNITS

BLANK

800mm JXXJU80CB4 £329
900mm JXXJU90CB £344
1000mm CB5 JXXJU10CB5 £351
1000mm CB6 JXXJU10CB6 £369
900x900mm L JXXJUCBASE £544
930x930mm L JXXJUCBASE930 £626
Base Curve JXXJUCRVB £742

2 DRAWER UNITS

500mm JXXJU502D £775
600mm JXXJU602D £808
800mm JXXJU802D £911
900mm JXXJU902D £938
1000mm JXXJU102D £961

3 DRAWER UNITS

900mm JXXJU903D £1,055
1000mm JXXJU103D £1,084
400mm JXXJU404D £961
500mm JXXJU504D £979
600mm JXXJU604D £1,010

2 DRAWER UNIT WITH INTERNAL DRAWER

500mm JXXJU50INT2D £963
600mm JXXJU60INT2D £996
800mm JXXJU80INT2D £1,117
900mm JXXJU90INT2D £1,147
1000mm JXXJU10INT2D £1,176

WALL UNITS

400mm JXXJU40W £247
450mm JXXJU45W £255
500mm JXXJU50W £267
600mm JXXJU60W £294
700mm JXXJU70W £360
800mm JXXJU80W £383
900mm JXXJU90W £406
1000mm JXXJU10W £420

CORNER & CURVE WALL UNITS

RADIUS

Wall Curve JXXJUCRVW £733
600x600mm L JXXJUCWL £512
630x630mm L JXXJUCWL630 £589
600x600mm D JXXJUCWS £475
600x300mm Conv JXXJU30D60W £478
600x300mm Conv JXXJU30D60WCP £525

BRIDGING UNITS

288mm or 360mm tall, incl. gas lift mechanism
288 x 600mm JXXJU60BR288 £260
288 x 800mm JXXJU80BR288 £388
288 x 900mm JXXJU90BR288 £403
288 x 1000mm JXXJU10BR288 £421
360 x 500mm JXXJU50BR £262
360 x 600mm JXXJU60BR £271
360 x 800mm JXXJU80BR £402
360 x 900mm JXXJU90BR £419
360 x 1000mm JXXJU10BR £440

BI-FOLD UNITS

500mm JXXJU50BF £617
600mm JXXJU60BF £644
800mm JXXJU80BF £854
900mm JXXJU90BF £876
1000mm JXXJU10BF £895

BELFAST SINK BASE UNITS

600mm wide
Belfast 455mm (h) JXXJUBEL455 £506
Belfast 495mm (h) JXXJUBEL495 £316

SINK BASE UNITS

incl. pull out wirework drawers x 2

SINK BASE UNITS

incl. 1 dummy drawer, 1 drawer box

800mm 1 drawer JXXJU80DL1 £537
1000mm 1 drawer JXXJU10DL1 £607

3 DRAWER UNITS

500mm JXXJU503D £876
600mm JXXJU603D £909
800mm JXXJU803D £1,024

5 DRW UNITS

300mm JXXJU305D £1,084
500mm JXXJU505D £2,245
600mm JXXJU605D £2,367

WALL UNITS

150mm JXXJU15W £204
300mm JXXJU30W £223
350mm JXXJU35W £239

TALL CORNER WALL UNIT

(900mm tall)
600x600mm Tall D JXXJU9CWS £567
630x630mm L Tall JXXJU9CWL630 £736

MICRO WALL HOUSING KITS

see p. 16 for contents
720x600mm Micro JXXJUMICRO60 £640
900x600mm Micro JXXJUMICRO90 £647

TALL WALL UNITS

(900mm tall)
300mm JXXJU309W £281
400mm JXXJU409W £324
450mm JXXJU459W £360
500mm JXXJU509W £370
600mm JXXJU609W £412
800mm JXXJU809W £504
900mm JXXJU909W £607
1000mm JXXJU109W £628

APPLIANCE HOUSING

see p. 8 for door configurations
50/50 Fridge 980 JXXJUFF50 £749
50/50 Fridge 895 JXXJUFF90 £757
70/30 Fridge JXXJUFF70 £742
Double Oven JXXJUTOVENA £601
Single Oven JXXJUTOVENB £645
Single + Micro 380 JXXJUTOVENC £590
Single + Micro 460 JXXJUTOVEND £576

EXTRA TALL APPLIANCE HOUSING

(2150mm tall) see p. 8 for door configurations
50/50 Fridge XT JXXJUTFF50 £787
70/30 Fridge XT JXXJUTFF70 £713
Single Oven XT JXXJUTTOVENA £877
Double Oven XT JXXJUTTOVENB £832
Sgl + Micro 380 XT JXXJUTTOVENC £806
Sgl + Micro 460 XT JXXJUTTOVEND £802
Diagonal Larder JXXJUDLU2D £3,246
Corner L 1000 JXXJUL10CC £1,189

LARDER UNITS

see p. 8 for door configurations
300mm JXXJUL30 £526
400mm JXXJUL40 £597
500mm JXXJUL50 £663
600mm JXXJUL60 £742
300mm XT JXXJUTL30 £543
400mm XT JXXJUTL40 £617
500mm XT JXXJUTL50 £687
600mm XT JXXJUTL60 £774

APPLIANCE / EXTRA TALL APPLIANCE HOUSING W. DRAWERS

see p. 8 for door configs.
Double Oven JXXJUTOVENE £1,018
Single Oven JXXJUTOVENF £1,140
Double Oven XT JXXJUTTOVENE £1,249
Single Oven XT JXXJUTTOVENF £1,373
Butlers Pantry 1000 JXXJKBPTRY £2,013
Larder 1000 JXXJUL10 £1,200
2 Drawer L 1000 JXXJUL102DR £1,529
3 Drawer L 1000 JXXJUL103DR £1,641

APPLIANCE DOORS

110x596 JXXJ11059 £32
140x596 JXXJ14059 £36
450x596 JXXJ45059 £86
490x596 JXXJ49059 £94
570x596 JXXJ57059 £108
645x596 JXXJ64559 £116
715x346 JXXJ71534 £101
715x446 JXXJ71544 £101
715x596 JXXJ71559 £129
895x596 JXXJ89559 £160
980x596 JXXJ98059 £175

WIREWORK UNITS

incl. cab, doors & pull out wirework
150 Dynamic pull out JXXJUDY15 £367
150 Dynamic Towel JXXJUDY15TOW £411
300 Dynamic pull out JXXJUDY30 £459
300 Dyn Tall Larder JXXJUL30W £1,352
300 Elite Tall Larder JXXJUL30PUL £1,587
400 Dyn Tall Larder JXXJUL40W £1,449
Elite 500 Maxima JXXJUL50MAX £1,809
Dyn 500 Maxima JXXJUL50MAX £1,338

WIREWORK UNITS

incl. cab, doors & pull out wirework
Dyn 600 Maxima JXXJUDY60MAX £1,443
Dyn Corner Unit L JXXJUDYCNRL £1,073
Dyn Corner Unit R JXXJUDYCNRR £1,073
¼ Car 900x900 JXXJUCAR3/4 £762
¼ Car 930x930 JXXJUCAR3/4 £876
½ Carousel 1000 CB JXXJUCAR1/2 £552
150 Elite Pull Out JXXJUEL15 £443
300 Elite pull out JXXJUEL30 £556

WIREWORK UNITS

incl. cab, doors & pull out wirework
Elite Corner Unit L JXXJUEL15 £1,208
Elite Corner Unit R JXXJUEL15R £1,208
Combi Elite 450 (R) JXXJUELCOM45R £1,128
Combi Elite 450 (L) JXXJUELCOM45L £1,128
Combi Elite 500 (R) JXXJUELCOM50R £1,169
Combi Elite 500 (L) JXXJUELCOM50L £1,169
Combi Dyn 450 (R) JXXJUDYCOM45R £1,109
Combi Dyn 450 (L) JXXJUDYCOM45L £1,109

WIREWORK UNITS

incl. cab, doors & pull out wirework
Combi Dyn 500 (R) JXXJUDYCOM50R £1,148
Combi Dyn 500 (L) JXXJUDYCOM50L £1,148
300 Dyn Tall Larder XT JXXJUTL30W £1,444
400 Dyn Tall Larder XT JXXJUTL40W £1,604
Dyn 500 Maxima XT JXXJUTDY50MAX £1,484
Dyn 600 Maxima XT JXXJUTDY60MAX £1,637
Elite 500 Maxima XT JXXJUTEL50MAX £1,952
300 Elite Tall Larder XT JXXJUTEL30PUL £1,680

END PANELS

WALL 792x350x18 EP JXXJ792E £114
TALL WALL 990x375x18 EP JXXJEND990375 £114
BASE 900x650x18 EP JXXJ90E £131
TALL 2400x650x18 EP JXXJ240E £369
BREAKFAST BAR / TALL 2400x900x18 EP JXXJ24090E £571

ACCESSORIES

3000 Corn/Pel Sq JXXJCOR £76
3050 In Frame Profile JXXJPRO £153
3050 Plinth JXXJPLI £80
Int Corner Post 720 JXXJCP720 £87
Straight End Pillar JXXJENDPILLAR £230
2400 x 100 x 50
Curve Corn/Pel Sq JXXJCRVNSQS £165
Curved Plinth JXXJCRVPLI £131

Wirework corner cabinet sizes:

Dyn/Elite Corner Unit (L/R): 1000mm cabinet, 496mm door | Combi Dyn/Elite 450 (L/R): 900mm cabinet, 446mm door | Combi Dyn/Elite 500 (L/R): 1000mm cabinet, 496mm door
3/4 Car 900x900: 900 x 900mm cabinet, 2 x 313mm doors | 1/2 Carousel 1000 CB: 1000mm cabinet, 496mm door

CAMBRIDGE

COLOURS
Spc shaker door with flat centre panel + feature joints
Solid ash frame, veneered centre panel
20mm thick
Matt painted

OAK
Solid oak frame, veneered centre panel
20mm thick
Lacquered



Replace 'XXX' with the number next to the door colour you require:
Dust Grey 255 Fir Green 259 Indigo 258 Ivory 251
Light Grey 253 Mussel 250 Oak 254

Replace 'U' with the letter next to the Quickcab carcass colour you require:
Dust Grey D Ivory I Light Grey L Oak K White W

BASE UNITS

- 150mm JXXU15B £221
- 300mm JXXU30B £245
- 350mm JXXU35B £263
- 400mm JXXU40B £271
- 450mm JXXU45B £275
- 500mm JXXU50B £280
- 600mm JXXU60B £312
- 260mm JXXU26B £260

- Under Oven Housing JXXU0UH £241
- 700mm JXXU70B £386
- 800mm JXXU80B £406
- 900mm JXXU90B £416
- 1000mm JXXU10B £420

DRAWER LINE UNITS

- 300mm JXXU30DL1 £415
- 400mm JXXU40DL1 £441
- 500mm JXXU50DL1 £467
- 600mm JXXU60DL1 £494
- 800mm JXXU80DL2 £746
- 1000mm JXXU10DL2 £793
- 1000mm Dyn Under sink JXXUUNDSINK £1,040

SINK BASE UNITS

- 500mm dummy drawer JXXU50DLO £318
- 600mm dummy drawer JXXU60DLO £344
- 800mm dummy drawer JXXU80DLO £453
- 1000mm dummy drawer JXXU10DLO £496
- 800mm 1 drawer JXXU80DL1 £598
- 1000mm 1 drawer JXXU10DL1 £648

CORNER BASE UNITS

- 800mm JXXU80CB4 £391
- 900mm JXXU90CB £397
- 1000mm CB5 JXXU10CB5 £400
- 1000mm CB6 JXXU10CB6 £426
- 900x900mm L JXXUCBASE £525
- 930x930mm L JXXUCBASE930 £604

2 DRAWER UNITS

- 500mm JXXU502D £750
- 600mm JXXU602D £785
- 800mm JXXU802D £888
- 900mm JXXU902D £914
- 1000mm JXXU102D £940
- 500mm JXXU503D £866
- 600mm JXXU603D £901
- 800mm JXXU803D £1,021

3 DRAWER UNITS

- 900mm JXXU903D £1,048
- 1000mm JXXU103D £1,063
- 400mm JXXU404D £919
- 500mm JXXU504D £961
- 600mm JXXU604D £999
- 300mm JXXU305D £1,053
- 500mm JXXU505D £2,088
- 600mm JXXU605D £2,206

2 DRAWER UNITS WITH INTERNAL DRAWER

- 500mm JXXU50INT2D £919
- 600mm JXXU60INT2D £954
- 800mm JXXU80INT2D £1,073
- 900mm JXXU90INT2D £1,103
- 1000mm JXXU10INT2D £1,132
- 150mm JXXU15W £208
- 300mm JXXU30W £230
- 350mm JXXU35W £243

WALL UNITS

- 400mm JXXU40W £251
- 450mm JXXU45W £256
- 500mm JXXU50W £263
- 600mm JXXU60W £296
- 700mm JXXU70W £389
- 800mm JXXU80W £408
- 900mm JXXU90W £419
- 1000mm JXXU10W £421

CORNER WALL UNITS

- 600x600mm L JXXUCWL £544
- 630x630mm L JXXUCWL630 £626
- 600x600mm D JXXUCWS £462
- 600x300mm Conv JXXU30D60W £498
- 600x300mm Conv JXXU30D60WCP £548
- 500mm JXXUWALL50G £401
- 600mm JXXUWALL60G £522
- 500mm JXXUDRESS50G £961

BRIDGING UNITS

- 288 x 600mm JXXU60BR288 £262
- 288 x 800mm JXXU80BR288 £379
- 288 x 900mm JXXU90BR288 £398
- 288 x 1000mm JXXU10BR288 £418
- 360 x 500mm JXXU50BR £260
- 360 x 600mm JXXU60BR £272
- 360 x 800mm JXXU80BR £396
- 360 x 900mm JXXU90BR £414
- 360 x 1000mm JXXU10BR £434

BI-FOLD UNITS

- 500mm JXXU50BF £608
- 600mm JXXU60BF £635
- 800mm JXXU80BF £838
- 900mm JXXU90BF £859
- 1000mm JXXU10BF £880
- 720x600mm Micro JXXUMICRO60 £607
- 900x600mm Micro JXXUMICRO90 £621

BELFAST SINK BASE UNITS

- 600mm wide Belfast 455mm (h) JXXUBEL455 £304
- Belfast 495mm (h) JXXUBEL495 £316

SINK BASE UNITS

- incl. pull out wirework drawers x 2
- Base Curve JXXUCRVB £587
- 1970mm Tall Curve JXXUETRADIUS £1,105
- 1970x260mm JXXUETBASE26 £654

CURVE BASE UNITS

- 1 dummy drawer, 1 drawer box
- 300 deep, for use with 1970mm Tall Curve

WALL UNITS

- Wall Curve JXXUCRVW £583

3 DRAWER UNITS

- 500mm JXXU503D £866
- 600mm JXXU603D £901
- 800mm JXXU803D £1,021

5 DRW UNIT SMARTLARDER

- incl. 5 internal drawers (1970mm tall)
- 500mm JXXU505D £1,053
- 600mm JXXU605D £2,206

WALL UNITS

- 150mm JXXU15W £208
- 300mm JXXU30W £230
- 350mm JXXU35W £243

CURVE WALL UNITS

- Wall Curve JXXUCRVW £583

GLAZED DRESSER & WALL UNITS

- 1210mm tall, incl. 2 x drawer boxes
- 500mm JXXUWALL50G £401
- 600mm JXXUWALL60G £522
- 500mm JXXUDRESS50G £961

TALL CORNER & CURVE WALL UNITS

- (900mm tall)
- 600x600mm Tall D JXXU9CWS £554
- 630x630mm Tall L JXXU9CWL630 £783
- Tall Wall Curve JXXUCRV90W £715

MICRO WALL HOUSING KITS

- see p. 16 for contents
- 720x600mm Micro JXXUMICRO60 £607
- 900x600mm Micro JXXUMICRO90 £621

TALL WALL UNITS

- 300mm JXXU309W £295
- 400mm JXXU409W £334
- 450mm JXXU459W £366
- 500mm JXXU509W £373
- 600mm JXXU609W £419
- 800mm JXXU809W £538
- 900mm JXXU909W £630
- 1000mm JXXU109W £644

APPLIANCE HOUSING

- see p. 8 for door configurations
- 50/50 Fridge 980 JXXUFF50 £764
- 50/50 Fridge 895 JXXUFF90 £797
- 70/30 Fridge JXXUFF70 £743
- Double Oven JXXUTOVENA £604
- Single Oven JXXUTOVENB £644
- Single + Micro 380 JXXUTOVENC £592
- Single + Micro 460 JXXUTOVEND £578

EXTRA TALL APPLIANCE HOUSING

- (2150mm tall) see p. 8 for door configurations
- 50/50 Fridge XT JXXUTFF50 £992
- 70/30 Fridge XT JXXUTFF70 £957
- Single Oven XT JXXUTTOVENA £869
- Double Oven XT JXXUTTOVENB £832
- Sgl + Micro 380 XT JXXUTTOVENC £787
- Sgl + Micro 460 XT JXXUTTOVEND £800
- Diagonal Larder JXXUDLU2D £2,953
- Corner L 1000 JXXUL10CC £1,243

LARDER UNITS

- see p. 8 for door configurations
- 300mm JXXUL30 £545
- 400mm JXXUL40 £612
- 500mm JXXUL50 £663
- 600mm JXXUL60 £743
- 300mm XT JXXUTL30 £660
- 400mm XT JXXUTL40 £780
- 500mm XT JXXUTL50 £832
- 600mm XT JXXUTL60 £957

APPLIANCE / EXTRA TALL APPLIANCE HOUSING W. DRAWERS

- see p. 8 for door configs, p.10 for Butlers Pantry info
- Double Oven JXXUTOVENE £1,010
- Single Oven JXXUTOVENF £1,114
- Double Oven XT JXXUTTOVENE £1,238
- Single Oven XT JXXUTTOVENF £1,343
- Butlers Pantry 1000 JXXUKBPTRY £2,067
- Larder 1000 JXXUL10 £1,254
- 2 Drawer L 1000 JXXUL102DR £1,571
- 3 Drawer L 1000 JXXUL103DR £1,680

APPLIANCE DOORS

- 110x596 JXX11059 £46
- 140x596 JXX14059 £54
- 450x596 JXX45059 £107
- 490x596 JXX49059 £116
- 570x596 JXX57059 £125
- 645x596 JXX64559 £137
- 715x346 JXX71534 £110
- 715x446 JXX71544 £117
- 715x596 JXX71559 £146
- 895x596 JXX89559 £188
- 980x596 JXX98059 £200

WIREWORK UNITS

- incl. cab, doors & pull out wirework
- 300 Elite Pull Out JXXUEL30 £532
- 150 Dynamic pull out JXXUDY15 £349
- 150 Dynamic Towel JXXUDY15TOW £401
- 300 Dyn Pull Out JXXUDY30 £442
- 300 Dyn Tall Larder JXXUL30W £1,290
- 300 Elite Tall Larder JXXUL30PUL £1,503
- 400 Dyn Tall Larder JXXUL40W £1,378
- 500 Elite Maxima JXXUEL50MAX £1,694

WIREWORK UNITS

- incl. cab, doors & pull out wirework (nb. RH Combi & Corner Units shown)
- 500 Dyn Maxima JXXUDY50MAX £1,273
- 600 Dyn Maxima JXXUDY60MAX £1,373
- Dyn Corner Unit (R/L) JXXUDYCNRR/L £1,050
- ¼ Car 900x900 JXXUCAR3/4 £723
- ¼ Car 930x930 JXXUCAR3/4 £831
- ½ Carousel 1000 CB JXXUCAR1/2 £581
- Elite Corner Unit (R/L) JXXUEL30PUL £1,240
- Combi Elite 450 (R/L) JXXUEL30PUL £1,107

WIREWORK UNITS

- incl. cab, doors & wirework (nb. RH Combi shown)
- Combi Elite 500 (R/L) JXXUEL30PUL £1,136
- Combi Dyn 450 (R/L) JXXUDYCOM45R/L £1,088
- Combi Dyn 500 (R/L) JXXUDYCOM50R/L £1,117
- 300 Dyn Tall Larder XT JXXUTL30W £1,384
- 400 Dyn Tall Larder XT JXXUTL40W £1,528
- 500 Elite Maxima XT JXXUEL50MAX £1,843
- 300 Elite Tall Larder XT JXXUTL30PUL £1,596
- 500 Dyn Maxima XT JXXUTDY50MAX £1,420

EX. TALL WIREWORK

- 600 Dyn Maxima XT JXXUTDY60MAX £1,565
- 792x350x20 EP T&G JXX780ETG £81
- 990x375x20 EP T&G JXXEND990375TG £122
- 900x650x20 EP T&G JXX90ETG £140
- 2400x650x20 EP T&G JXX240ETG £337
- 900x2100x20 EP T&G JXX21090ETG £494
- 792x350x20 EP JXX780E £66
- 990x375x20 EP JXXEND990375 £96

END PANELS & ACCESSORIES

- End panel grain direction along longest side
- 900x650x20 EP JXX90E £107
- 2400x650x20 EP JXX240E £264
- 3000 Tang Cornice JXXXCORTAN £84
- Curved Plinth JXXXCVRPLI £181
- 2800 Plinth JXXXP LI £97
- 3000 Corn/Pel Sq JXXXCOR £83
- Curve Corn/Pel Sq JXXXCVRNRSQ £302
- 3050 In Frame Profile JXXXP RO £91

ACCESSORIES

- Curv Tang Cornice JXXXCCTC £240
- 3000 Tang Pelmet JXXXP EL SOLID £81
- Curv Tang Pelmet JXXXCCTP £185
- Straight End Pillar JXXXCSENDPILLAR £164
- Curved End Pillar JXXXCENDPILLAR £165
- Curve Corn Block JXXXC CB £55
- Corner Post Pair JXXXCPOSTPAIR £65
- Floor Column JXXCFLOORCOL £222

ACCESSORIES

- Mantel Kit: 1 x Shelf, 1 x Top, 2 x Side, 2 x Corbel JXXCMANTELKIT £1,248
- Mantel Shelf JXXCMANTEL SHELF £295
- Mantel Top JXXCMANTELTOP £295
- Mantel Corbel JXXCMANTELBKT £106
- Mantel Side JXXCMANTEL SIDE £156
- Barrel Pilaster JXXCBARREL £219
- 1500 Bottle Rack JXXCBOTTLE £76
- 1200 Plate Rack JXXCPLATE £230

CAMBRIDGE PAINT TO ORDER

- 5pc shaker door with flat centre panel + feature joints
- Solid ash frame, veneered centre panel
- 20mm thick
- Matt Paint to Order



AVAILABLE ONLY
20 working days*
LEAD TIME

Replace 'XXX' with prefix: **256**
You must also specify your chosen colour:
See page 15 to view our standard paint to order colours available OR
specify 'BESPOKE' and provide a colour reference to match to*

Replace 'U' with the letter next to the Quickcab carcass colour you require:
Dust Grey D Ivory I Light Grey L Oak K White W

* Bespoke colours have a 20 working day lead time.
Surcharge applies on bespoke colours, £260 per 20 frontals.



BASE UNITS

150mm JXXU15B £236	300mm JXXU30B £262	350mm JXXU35B £281	400mm JXXU40B £287	450mm JXXU45B £295	500mm JXXU50B £299	600mm JXXU60B £331	260mm JXXU26B £275
--------------------------	--------------------------	--------------------------	--------------------------	--------------------------	--------------------------	--------------------------	--------------------------

DRIVER LINE UNITS

Under Oven Housing JXXUOHH £256	700mm JXXU70B £412	800mm JXXU80B £431	900mm JXXU90B £444	1000mm JXXU10B £449	Belfast 455mm (h) JXXUBEL455 £326	Belfast 495mm (h) JXXUBEL495 £336
---------------------------------------	--------------------------	--------------------------	--------------------------	---------------------------	---	---

SINK BASE UNITS

300mm JXXU30DL1 £439	400mm JXXU40DL1 £471	500mm JXXU50DL1 £498	600mm JXXU60DL1 £526	800mm JXXU80DL2 £797	1000mm JXXU10DL2 £849	1000 Dyn Under sink JXXUUNDSINK £1,112
----------------------------	----------------------------	----------------------------	----------------------------	----------------------------	-----------------------------	--

SINK BASE UNITS

500mm dummy drawer JXXU50DL0 £340	600mm dummy drawer JXXU60DL0 £368	800mm dummy drawer JXXU80DL0 £483	1000mm dummy drawer JXXU10DL0 £530	800mm 1 drawer JXXU80DL1 £639	1000mm 1 drawer JXXU10DL1 £688	1000 Dyn Under sink JXXUUNDSINK £1,112
---	---	---	--	-------------------------------------	--------------------------------------	--

CORNER BASE UNITS

800mm JXXU80CB4 £419	900mm JXXU90CB £423	1000mm CB5 JXXU10CB5 £428	1000mm CB6 JXXU10CB6 £455	900x900mm L JXXUCBASE £561	930x930mm L JXXUCBASE930 £645
----------------------------	---------------------------	---------------------------------	---------------------------------	----------------------------------	-------------------------------------

2 DRAWER UNITS

500mm JXXU502D £800	600mm JXXU602D £837	800mm JXXU802D £948	900mm JXXU902D £976	1000mm JXXU102D £1,003	500mm JXXU503D £925	600mm JXXU603D £959	800mm JXXU803D £1,088
---------------------------	---------------------------	---------------------------	---------------------------	------------------------------	---------------------------	---------------------------	-----------------------------

3 DRAWER UNITS

900mm JXXU903D £1,117	1000mm JXXU103D £1,135	400mm JXXU404D £981	500mm JXXU504D £1,026	600mm JXXU604D £1,066	300mm JXXU305D £1,125	500mm JXXUSMART50 £2,315	600mm JXXUSMART60 £2,456
-----------------------------	------------------------------	---------------------------	-----------------------------	-----------------------------	-----------------------------	--------------------------------	--------------------------------

2 DRAWER UNITS WITH INTERNAL DRAWER

500mm JXXU50INT2D £981	600mm JXXU60INT2D £1,017	800mm JXXU80INT2D £1,143	900mm JXXU90INT2D £1,176	1000mm JXXU10INT2D £1,208	150mm JXXU15W £221	300mm JXXU30W £245	350mm JXXU35W £260
------------------------------	--------------------------------	--------------------------------	--------------------------------	---------------------------------	--------------------------	--------------------------	--------------------------

WALL UNITS

400mm JXXU40W £270	450mm JXXU45W £274	500mm JXXU50W £281	600mm JXXU60W £317	700mm JXXU70W £412	800mm JXXU80W £433	900mm JXXU90W £445	1000mm JXXU10W £451
--------------------------	--------------------------	--------------------------	--------------------------	--------------------------	--------------------------	--------------------------	---------------------------

CORNER & CURVE WALL UNITS

Wall Curve JXXUCRVW £623	600x600mm L JXXUCWL £581	630x630mm L JXXUCWL630 £668	600x600mm D JXXUCWS £492	600x300mm Conv JXXU30D60W £542	600x300mm Conv JXXU30D60WCP £596
--------------------------------	--------------------------------	-----------------------------------	--------------------------------	--------------------------------------	--

BRIDGING UNITS

288 x 600mm JXXU60BR288 £277	288 x 800mm JXXU80BR288 £407	288 x 900mm JXXU90BR288 £425	288 x 1000mm JXXU10BR288 £443	360 x 500mm JXXU50BR £275	360 x 600mm JXXU60BR £288	360 x 800mm JXXU80BR £423	360 x 900mm JXXU90BR £443	360 x 1000mm JXXU10BR £462
------------------------------------	------------------------------------	------------------------------------	-------------------------------------	---------------------------------	---------------------------------	---------------------------------	---------------------------------	----------------------------------

BI-FOLD UNITS

500mm JXXU50BF £649	600mm JXXU60BF £676	800mm JXXU80BF £892	900mm JXXU90BF £916	1000mm JXXU10BF £938	720x600mm Micro JXXUMICRO60 £649	900x600mm Micro JXXUMICRO90 £696
---------------------------	---------------------------	---------------------------	---------------------------	----------------------------	--	--

TALL WALL UNITS

300mm JXXU309W £314	400mm JXXU409W £356	450mm JXXU459W £389	500mm JXXU509W £399	600mm JXXU609W £445	800mm JXXU809W £575	900mm JXXU909W £673	1000mm JXXU109W £687
---------------------------	---------------------------	---------------------------	---------------------------	---------------------------	---------------------------	---------------------------	----------------------------

APPLIANCE HOUSING

50/50 Fridge 980 JXXUFF50 £816	50/50 Fridge 895 JXXUFF90 £850	70/30 Fridge JXXUFF70 £791	Double Oven JXXUTOVENA £642	Single Oven JXXUTOVENB £687	Single + Micro 380 JXXUTOVENC £631	Single + Micro 460 JXXUTOVEND £616
--------------------------------------	--------------------------------------	----------------------------------	-----------------------------------	-----------------------------------	--	--

EXTRA TALL APPLIANCE HOUSING

50/50 Fridge XT JXXUFF50 £1,060	70/30 Fridge XT JXXUFF70 £1,023	Single Oven XT JXXUTOVENA £927	Double Oven XT JXXUTOVENB £887	Sgl + Micro 380 XT JXXUTOVENC £839	Sgl + Micro 460 XT JXXUTOVEND £854	Diagonal Larder JXXUL2D £3,246	Corner L 1000 JXXUL10CC £1,493
---------------------------------------	---------------------------------------	--------------------------------------	--------------------------------------	--	--	--------------------------------------	--------------------------------------

LARDER UNITS

300mm JXXUL30 £582	400mm JXXUL40 £652	500mm JXXUL50 £708	600mm JXXUL60 £791	300mm XT JXXUL30 £704	400mm XT JXXUL40 £832	500mm XT JXXUL50 £887	600mm XT JXXUL60 £1,023
--------------------------	--------------------------	--------------------------	--------------------------	-----------------------------	-----------------------------	-----------------------------	-------------------------------

APPLIANCE / EXTRA TALL APPLIANCE HOUSING W. DRAWERS

Double Oven JXXUTOVENE £1,076	Single Oven JXXUTOVENF £1,217	Double Oven XT JXXUTOVENE £1,321	Single Oven XT JXXUTOVENF £1,431	Butlers Pantry 1000 JXXBPTRY £2,481	Larder 1000 JXXUL10 £1,505	2 Drawer L 1000 JXXUL102DR £1,885	3 Drawer L 1000 JXXUL103DR £2,017
-------------------------------------	-------------------------------------	--	--	---	----------------------------------	---	---

APPLIANCE DOORS

110x596 JXX11059 £49	140x596 JXX14059 £56	450x596 JXX45059 £115	490x596 JXX49059 £124	570x596 JXX57059 £133	645x596 JXX64559 £145	715x346 JXX71534 £117	715x446 JXX71544 £125	715x596 JXX71559 £156	895x596 JXX89559 £200	980x596 JXX98059 £213
----------------------------	----------------------------	-----------------------------	-----------------------------	-----------------------------	-----------------------------	-----------------------------	-----------------------------	-----------------------------	-----------------------------	-----------------------------

WIREWORK UNITS

300 Elite pull out JXXUEL30 £567	150 Dynamic pull out JXXUDY15 £373	150 Dynamic Towel JXXUDY15TOW £430	300 Dynamic pull out JXXUDY30 £358	300 Dyn Tall Larder JXXUL30W £1,374	300 Elite Tall Larder JXXUEL30PUL £1,604	400 Dyn Tall Larder JXXUL40W £1,471	Elite 500 Maxima JXXUEL50MAX £1,810
--	--	--	--	---	--	---	---

WIREWORK UNITS

Dyn 500 Maxima JXXUDY50MAX £1,357	Dyn 600 Maxima JXXUDY60MAX £1,466	Dyn Corner Unit (R/L) JXXUDYCNRR/L £1,122	¼ Car 900x900 JXXUCAR3/4 £772	¼ Car 930x930 JXXUCAR1/2 £888	½ Carousel 1000 CB JXXUCAR1/2 £622	Elite Corner Unit (R/L) JXXUELCCNR/L £1,325	Combi Elite 450 (R/L) JXXUELCOM45R/L £1,210
---	---	---	-------------------------------------	-------------------------------------	--	---	---

WIREWORK UNITS

Combi Elite 500 (R/L) JXXUELCOM50R/L £1,244	Combi Dyn 450 (R/L) JXXUDYCOM45R/L £1,192	Combi Dyn 500 (R/L) JXXUDYCOM50R/L £1,224	300 Dyn Tall Larder XT JXXUL30W £1,474	400 Dyn Tall Larder XT JXXUL40W £1,631	Elite 500 Maxima XT JXXUTEL50MAX £1,967	300 Elite Tall Larder XT JXXUTEL30PUL £1,704	500 Dyn Maxima XT JXXUTDY50MAX £1,515
---	---	---	--	--	---	--	---

EX. TALL WIREWORK

600 Dyn Maxima XT JXXUDY60MAX £1,669	792x350x20 EP T&G JXX780ETG £86	990x375x20 EP T&G JXXEND990375TG £146	900x650x20 EP T&G JXX90ETG £151	2400x650x20 EP T&G JXX240ETG £358	900x2100x20 EP T&G* JXX21090ETG £526	792x350x20 EP JXX780E £71	990x375x20 EP JXXEND990375 £120
--	---------------------------------------	---	---------------------------------------	---	--	---------------------------------	---------------------------------------

END PANELS & ACCESSORIES

900x650x20 EP JXX90E £115	2400x650x20 EP JXX240E £282	3000 Tang Cornice JXXCORTAN £91	Curved Plinth JXXCRVPLI £196	2800 Plinth JXXPLI £104	3000 Corn/Pel Sq JXXCOR £106	Curve Corn/Pel Sq JXXCRVPCNSQ £388	3050 In Frame Profile JXXPRO £114
---------------------------------	-----------------------------------	---------------------------------------	------------------------------------	-------------------------------	------------------------------------	--	---

ACCESSORIES

Curv Tang Cornice JXXCTC £255	3000 Tang Pelmet JXXPELSOLID £86	Curv Tang Pelmet JXXCTP £197	Straight End Pillar JXXSENDPILLAR £174	Curved End Pillar JXXCENDPILLAR £175	Curve Corn Block JXXCCB £57	Corner Post Pair JXXCPOSTPAIR £68	Floor Column JXXFLORCOL £239
-------------------------------------	--	------------------------------------	--	--	-----------------------------------	---	------------------------------------

ACCESSORIES

Mantel Kit JXXMANTELKIT £1,331	Mantel Shelf JXXMANTELSHLF £313	Mantel Top JXXMANTELTOP £313	Mantel Corbel JXXMANTELBKT £114	Mantel Side JXXMANTELSIDE £168	Barrel Pilaster JXXBARREL £232	1500 Bottle Rack JXXBOTTLE £81	1200 Plate Rack JXXPLATE £248
--------------------------------------	---------------------------------------	------------------------------------	---------------------------------------	--------------------------------------	--------------------------------------	--------------------------------------	-------------------------------------

CARTMEL

- 5pc shaker door with flat centre panel + feature joints
- Foil wrapped door with an ash woodgrain structure
- 22mm MDF
- Matt finish



Replace 'XXX' with the number next to the door colour you require:
Anthracite 358 **Cashmere 351** **Dust Grey 355** **Indigo 357**
Ivory 080 **Light Grey 350** **Mussel 352** **Sage Green 077**
White 353 **Fir Green 361**

Replace 'U' with the letter next to the Quickcab carcose colour you require:
Dust Grey D **Ivory I** **Light Grey L** **Oak K** **White W**

BASE UNITS

150mm JXXU15B £208	300mm JXXU30B £212	350mm JXXU35B £220	400mm JXXU40B £223	450mm JXXU45B £228	500mm JXXU50B £233	600mm JXXU60B £244	260mm JXXU26B £208
--------------------------	--------------------------	--------------------------	--------------------------	--------------------------	--------------------------	--------------------------	--------------------------

Under Oven Housing JXXU15OH £228	700mm JXXU70B £295	800mm JXXU80B £315	900mm JXXU90B £323	1000mm JXXU100B £325	Belfast 455mm (h) JXXUBEL455 £260	Belfast 495mm (h) JXXUBEL495 £265
--	--------------------------	--------------------------	--------------------------	----------------------------	---	---

DRAWER LINE UNITS

300mm JXXU30DL1 £375	400mm JXXU40DL1 £385	500mm JXXU50DL1 £408	600mm JXXU60DL1 £422	800mm JXXU80DL2 £635	1000mm JXXU10DL2 £675	1000 Dyn Under sink JXXUUNDSINK £934
----------------------------	----------------------------	----------------------------	----------------------------	----------------------------	-----------------------------	--

SINK BASE UNITS

500mm dummy drawer JXXU50DLO £260	600mm dummy drawer JXXU60DLO £273	800mm dummy drawer JXXU80DLO £344	1000mm dummy drawer JXXU10DLO £382	800mm 1 drawer JXXU80DL1 £490	1000mm 1 drawer JXXU10DL1 £530	Base Curve JXXUCRVB £792	1970mm Tall Curve JXXUETRADIUS £1,944	1970x260mm JXXUETBASE26 £552
--	--	--	---	--	---	--------------------------------	---	------------------------------------

CORNER BASE UNITS

800mm JXXU80CB4 £345	900mm JXXU90CB £349	1000mm CB5 JXXU10CB5 £352	1000mm CB6 JXXU10CB6 £358	900x900mm L JXXUCBASE £453	930x930mm L JXXUCBASE930 £521
----------------------------	---------------------------	---------------------------------	---------------------------------	----------------------------------	-------------------------------------

2 DRAWER UNITS

500mm JXXU502D £687	600mm JXXU602D £708	800mm JXXU802D £783	900mm JXXU902D £799	1000mm JXXU102D £812	500mm JXXU503D £793	600mm JXXU603D £813	800mm JXXU803D £903
---------------------------	---------------------------	---------------------------	---------------------------	----------------------------	---------------------------	---------------------------	---------------------------

3 DRAWER UNITS

900mm JXXU903D £924	1000mm JXXU103D £948	400mm JXXU404D £866	500mm JXXU504D £890	600mm JXXU604D £912	300mm JXXU305D £1,010	500mm JXXUSMART50 £1,932	600mm JXXUSMART60 £2,018
---------------------------	----------------------------	---------------------------	---------------------------	---------------------------	-----------------------------	--------------------------------	--------------------------------

2 DRAWER UNITS WITH INTERNAL DRAWER

500mm JXXU50INT2D £854	600mm JXXU60INT2D £877	800mm JXXU80INT2D £968	900mm JXXU90INT2D £986	1000mm JXXU10INT2D £1,002	150mm JXXU15W £182	300mm JXXU30W £197	350mm JXXU35W £203
------------------------------	------------------------------	------------------------------	------------------------------	---------------------------------	--------------------------	--------------------------	--------------------------

WALL UNITS

400mm JXXU40W £206	450mm JXXU45W £211	500mm JXXU50W £215	600mm JXXU60W £226	700mm JXXU70W £295	800mm JXXU80W £316	900mm JXXU90W £325	1000mm JXXU10W £326	Wall Curve JXXUCRVW £786
--------------------------	--------------------------	--------------------------	--------------------------	--------------------------	--------------------------	--------------------------	---------------------------	--------------------------------

CORNER WALL UNITS

600x600mm L JXXUCWL £443	630x630mm L JXXUCWL630 £509	600x600mm D JXXUCWS £412	600x300mm Conv JXXU30D60W £412	600x300mm Conv JXXU30D60WCP £453	500mm JXXUWALL50G £507	500mm JXXUDRESS50G £869
--------------------------------	-----------------------------------	--------------------------------	--------------------------------------	--	------------------------------	-------------------------------

BRIDGING UNITS

288 x 600mm JXXU60BR288 £225	288 x 800mm JXXU80BR288 £331	288 x 900mm JXXU90BR288 £344	288 x 1000mm JXXU10BR288 £355	360 x 500mm JXXU50BR £228	360 x 600mm JXXU60BR £234	360 x 800mm JXXU80BR £346	360 x 900mm JXXU90BR £358	360 x 1000mm JXXU10BR £369
------------------------------------	------------------------------------	------------------------------------	-------------------------------------	---------------------------------	---------------------------------	---------------------------------	---------------------------------	----------------------------------

BI-FOLD UNITS

500mm JXXU50BF £545	600mm JXXU60BF £560	800mm JXXU80BF £548	900mm JXXU90BF £743	1000mm JXXU10BF £754	720x600mm Micro JXXUMICRO60 £530	900x600mm Micro JXXUMICRO90 £498
---------------------------	---------------------------	---------------------------	---------------------------	----------------------------	--	--

TALL WALL UNITS

300mm JXXU309W £245	400mm JXXU409W £273	450mm JXXU459W £297	500mm JXXU509W £302	600mm JXXU609W £329	800mm JXXU809W £416	900mm JXXU909W £493	1000mm JXXU109W £505
---------------------------	---------------------------	---------------------------	---------------------------	---------------------------	---------------------------	---------------------------	----------------------------

APPLIANCE HOUSING

50/50 Fridge 980 JXXUFF50 £581	50/50 Fridge 895 JXXUFF90 £598	70/30 Fridge JXXUFF70 £567	Double Oven JXXUTOVENA £501	Single Oven JXXUTOVENB £512	Single + Micro 380 JXXUTOVENC £490	Single + Micro 460 JXXUTOVEND £486
--------------------------------------	--------------------------------------	----------------------------------	-----------------------------------	-----------------------------------	--	--

EXTRA TALL APPLIANCE HOUSING

50/50 Fridge XT JXXUFF50 £788	70/30 Fridge XT JXXUFF70 £761	Single Oven XT JXXUTOVENA £718	Double Oven XT JXXUTOVENB £705	Sgl + Micro 380 XT JXXUTOVENC £678	Sgl + Micro 460 XT JXXUTOVEND £691	Diagonal Larder JXXUDLU2D £2,813	Corner L 1000 JXXUL10CC £1,058
-------------------------------------	-------------------------------------	--------------------------------------	--------------------------------------	--	--	--	--------------------------------------

LARDER UNITS

300mm JXXUL30 £452	400mm JXXUL40 £490	500mm JXXUL50 £525	600mm JXXUL60 £567	300mm XT JXXUTL30 £586	400mm XT JXXUTL40 £691	500mm XT JXXUTL50 £709	600mm XT JXXUTL60 £761
--------------------------	--------------------------	--------------------------	--------------------------	------------------------------	------------------------------	------------------------------	------------------------------

APPLIANCE / EXTRA TALL APPLIANCE HOUSING W. DRAWERS

Double Oven JXXUTOVENE £892	Single Oven JXXUTOVENF £978	Double Oven XT JXXUTOVENE £1,098	Single Oven XT JXXUTOVENF £1,186	Butlers Pantry 1000 JXXKBPTRY £1,801	Larder 1000 JXXUL10 £1,069	2 Drawer L 1000 JXXUL102DR £1,373	3 Drawer L 1000 JXXUL103DR £1,462
-----------------------------------	-----------------------------------	--	--	--	----------------------------------	---	---

APPLIANCE DOORS

110x596 JXX11059 £33	140x596 JXX14059 £34	450x596 JXX45059 £64	490x596 JXX49059 £66	570x596 JXX57059 £74	645x596 JXX64559 £76	715x346 JXX71534 £64	715x446 JXX71544 £71	715x596 JXX71559 £77	895x596 JXX89559 £101	980x596 JXX89059 £113
----------------------------	----------------------------	----------------------------	----------------------------	----------------------------	----------------------------	----------------------------	----------------------------	----------------------------	-----------------------------	-----------------------------

WIREWORK UNITS

150 Dynamic Towel JXXUDY15TOW £389	300 Dynamic pull out JXXUDY30 £406	300 Dyn Tall Larder JXXUL30W £1,188	300 Elite Tall Larder JXXUEL30PUL £1,400	400 Dyn Tall Larder JXXUL40W £1,254	Elite 500 Maxima JXXUEL50MAX £1,546	Dyn 500 Maxima JXXUDY50MAX £1,126	Dyn 600 Maxima JXXUDY60MAX £1,192
--	--	---	--	---	---	---	---

WIREWORK UNITS

Dyn Corner Unit L JXXUDYCNRL £998	Dyn Corner Unit R JXXUDYCNRR £998	¼ Car 900x900 JXXUCAR3/4 £649	¾ Car 930x930 JXXUCAR3/4 £747	½ Carousel 1000 CB JXXUCAR1/2 £533	150 Elite Pull Out JXXUEL15 £418	300 Elite pull out JXXUEL30 £492	Elite Corner Unit L/R JXXUEL30L/R £1,176
---	---	-------------------------------------	-------------------------------------	--	--	--	--

WIREWORK UNITS

Combi Elite 450 (R/L) JXXUEL450R/L £1,053	Combi Elite 500 (R/L) JXXUEL500R/L £1,082	Combi Dyn 450 (R) JXXUDYCOM45R £1,033	Combi Dyn 450 (L) JXXUDYCOM45L £1,033	Combi Dyn 500 (R) JXXUDYCOM50R £1,065	Combi Dyn 500 (L) JXXUDYCOM50L £1,065	300 Dyn Tall Larder XT JXXUTL30W £1,266	400 Dyn Tall Larder XT JXXUTL40W £1,386
---	---	---	---	---	---	---	---

EXTRA TALL WIREWORK UNITS

Dyn 500 Maxima XT JXXUTL50MAX £1,254	Dyn 600 Maxima XT JXXUTL60MAX £1,359	Elite 500 Maxima XT JXXUTL50MAX £1,671	300 Elite Tall Larder XT JXXUTL30PUL £1,478	2400x650x18 EP T&G JXX240ETG £422	300 Dyn Tall Larder XT JXXUTL30W £1,266	400 Dyn Tall Larder XT JXXUTL40W £1,386
--	--	--	---	---	---	---

END PANELS & ACCESSORIES

900x650x18 EP JXX90E £146	2400x650x18 EP JXX240E £323	2400x900x18 EP JXX24090E £429	Mantel Shelf JXXMANTELSHELF £143	Mantel Top JXXMANTELTOP £334	Mantel Side JXXMANTELSIDE £334	Mantel Corbel (Timb) JXXMANTELBKT £131
---------------------------------	-----------------------------------	-------------------------------------	--	------------------------------------	--------------------------------------	--

ACCESSORIES

Mantel Kit JXXMANTELKIT £1,397	1500 Bottle Rack (Timber) JXXBOTTLE £94	1200 Plate Rack (Timber) JXXPLATE £274	Floor Column (Timber) JXXFLOORCOL £316	Barrel Pilaster JXXBARREL £239	3050 Plinth JXXPLI £150	3000 Corn/Pelmet Square JXXCOR £83	Curve Tangent Cornice JXXCTC £435
--------------------------------------	---	--	--	--------------------------------------	-------------------------------	--	---

ACCESSORIES

Corner Post Pair JXXCPOSTPAIR £64	Straight End Pillar JXXSENDPILLAR £156	Curved End Pillar JXXRENDPILLAR £156	Curved Cornice Block JXXCCB £281	3000 Tang Cornice JXXCORTAN £95	3000 Tang Pelmet JXXCPEL £60	Curve Corn/Pel Sq JXXCRVCNRSQ £104	Curved Plinth JXXCRVPLI £206
---	--	--	--	---------------------------------------	------------------------------------	--	------------------------------------

CARTMEL PAINT TO ORDER

- 5pc shaker door with flat centre panel + feature joints
- Overpainted foil door with an ash woodgrain structure
- 22mm MDF
- Matt Paint to Order



Replace 'XXX' with prefix: **081**
 You must also specify your chosen colour:
 See page 15 to view our standard paint to order colours available OR
 specify 'Bespoke' and provide a colour reference to match to*

Replace 'U' with the letter next to the Quickcab carcass colour you require:
 Dust Grey **D** Ivory **I** Light Grey **L** Oak **K** White **W**

* Bespoke colours have a 20 working day lead time.
 Surcharge applies on bespoke colours, £260 per 20 frontals.

BASE UNITS

- 150mm JXXU15B £222
- 300mm JXXU30B £225
- 350mm JXXU35B £232
- 400mm JXXU40B £240
- 450mm JXXU45B £245
- 500mm JXXU50B £247
- 600mm JXXU60B £260
- 260mm JXXU26B £222

- Under Oven Housing JXXU15UH £234
- 700mm JXXU70B £326
- 800mm JXXU80B £346
- 900mm JXXU90B £356
- 1000mm JXXU100B £359
- Belfast 455mm (h) JXXUBEL455 £284
- Belfast 495mm (h) JXXUBEL495 £287

DRAWER LINE UNITS

- 300mm JXXU30DL1 £399
- 400mm JXXU40DL1 £418
- 500mm JXXU50DL1 £434
- 600mm JXXU60DL1 £453
- 800mm JXXU80DL2 £701
- 1000mm JXXU10DL2 £734
- 1000 Dyn Under sink JXXUUNDSINK £980

SINK BASE UNITS

- 500mm dummy drawer JXXU50DL0 £288
- 600mm dummy drawer JXXU60DL0 £299
- 800mm dummy drawer JXXU80DL0 £399
- 1000mm dummy drawer JXXU10DL0 £428
- 800mm 1 drawer JXXU80DL1 £549
- 1000mm 1 drawer JXXU10DL1 £582

CORNER BASE UNITS

- 800mm JXXU80CB4 £382
- 900mm JXXU90CB £381
- 1000mm CB5 JXXU10CB5 £381
- 1000mm CB6 JXXU10CB6 £389
- 900x900mm L JXXUCBASE £481
- 930x930mm L JXXUCBASE930 £553

2 DRAWER UNITS

- 500mm JXXU502D £727
- 600mm JXXU602D £750
- 800mm JXXU802D £832
- 900mm JXXU902D £850
- 1000mm JXXU102D £865
- 500mm JXXU503D £842
- 600mm JXXU603D £866
- 800mm JXXU803D £963

3 DRAWER UNITS

- 900mm JXXU903D £985
- 1000mm JXXU103D £1,013
- 400mm JXXU404D £916
- 500mm JXXU504D £943
- 600mm JXXU604D £969
- 300mm JXXU305D £1,070
- 500mm JXXU505D £2,040
- 600mm JXXU605D £2,128

2 DRAWER UNITS WITH INTERNAL DRAWER

- 500mm JXXU50INT2D £909
- 600mm JXXU60INT2D £934
- 800mm JXXU80INT2D £1,031
- 900mm JXXU90INT2D £1,053
- 1000mm JXXU10INT2D £1,070

WALL UNITS

- 400mm JXXU40W £222
- 450mm JXXU45W £228
- 500mm JXXU50W £229
- 600mm JXXU60W £245
- 700mm JXXU70W £326
- 800mm JXXU80W £347
- 900mm JXXU90W £359
- 1000mm JXXU10W £360

CORNER & CURVE WALL UNITS

- Wall Curve JXXUCRWV £934
- 600x600mm L JXXUCWL £471
- 630x630mm L JXXUCWL630 £542
- 600x600mm D JXXUCWS £359
- 600x300mm Conv JXXU30D60W £442
- 600x300mm Conv JXXU30D60WCP £487

BRIDGING UNITS

- 288 x 600mm JXXU60BR288 £239
- 288 x 800mm JXXU80BR288 £346
- 288 x 900mm JXXU90BR288 £359
- 288 x 1000mm JXXU10BR288 £371
- 360 x 500mm JXXU50BR £242
- 360 x 600mm JXXU60BR £249
- 360 x 800mm JXXU80BR £360
- 360 x 900mm JXXU90BR £375
- 360 x 1000mm JXXU10BR £388

BI-FOLD UNITS

- 500mm JXXU50BF £581
- 600mm JXXU60BF £600
- 800mm JXXU80BF £780
- 900mm JXXU90BF £791
- 1000mm JXXU10B £802

BELFAST SINK BASE UNITS

- 600mm wide Belfast 455mm (h) JXXUBEL455 £284
- Belfast 495mm (h) JXXUBEL495 £287

SINK BASE UNITS

- incl. pull out wirework drawers x 2
- 1000 Dyn Under sink JXXUUNDSINK £980

CURVE BASE UNITS

- incl. 1 dummy drawer, 1 drawer box
- Base Curve JXXUCRVB £938
- 1970mm Tall Curve JXXUETRADIUS £2,364
- 1970x260mm JXXUETBASE26 £602

3 DRAWER UNITS

- 500mm JXXU503D £842
- 600mm JXXU603D £866
- 800mm JXXU803D £963

5 DRW UNITS

- 300mm JXXU305D £1,070
- 500mm JXXU505D £2,040
- 600mm JXXU605D £2,128

SMARTLARDER

- incl. 5 internal drawers (1970mm tall)
- 500mm JXXU505D £2,040
- 600mm JXXU605D £2,128

WALL UNITS

- 150mm JXXU15W £187
- 300mm JXXU30W £207
- 350mm JXXU35W £219

TALL CORNER & CURVE WALL UNITS

- 900mm tall
- 600x600mm Tall D JXXU9CWS £504
- 630x630mm Tall L JXXU9CWL630 £677
- Tall Wall Curve JXXUCRV90W £1,352

MICRO WALL HOUSING KITS

- see p. 16 for contents
- 720x600mm Micro JXXUMICRO60 £586
- 900x600mm Micro JXXUMICRO90 £579

TALL WALL UNITS

- 300mm JXXU309W £299
- 400mm JXXU409W £292
- 450mm JXXU459W £317
- 500mm JXXU509W £323
- 600mm JXXU609W £352
- 800mm JXXU809W £433
- 900mm JXXU909W £533
- 1000mm JXXU109W £546

APPLIANCE HOUSING

- see p. 8 for door configurations
- 50/50 Fridge 980 JXXUFF50 £642
- 50/50 Fridge 895 JXXUFF90 £691
- 70/30 Fridge JXXUFF70 £608
- Double Oven JXXUTOVENA £529
- Single Oven JXXUTOVENB £547
- Single + Micro 380 JXXUTOVENC £518
- Single + Micro 460 JXXUTOVEND £515

EXTRA TALL APPLIANCE HOUSING

- (2150mm tall) see p. 8 for door configurations
- 50/50 Fridge XT JXXUTFF50 £858
- 70/30 Fridge XT JXXUTFF70 £806
- Single Oven XT JXXUTOVENA £760
- Double Oven XT JXXUTOVENB £743
- Sgl + Micro 380 XT JXXUTOVENC £708
- Sgl + Micro 460 XT JXXUTOVEND £727
- Diagonal Larder JXXUDLU2D £3,233
- Corner L 1000 JXXUL10CC £1,271

LARDER UNITS

- see p. 8 for door configurations
- 300mm JXXUL30 £483
- 400mm JXXUL40 £530
- 500mm JXXUL50 £559
- 600mm JXXUL60 £608
- 300mm XT JXXUTL30 £583
- 400mm XT JXXUTL40 £686
- 500mm XT JXXUTL50 £709
- 600mm XT JXXUTL60 £806

APPLIANCE / EXTRA TALL APPLIANCE HOUSING W. DRAWERS

- see p. 8 for door configs
- Double Oven JXXUTOVENE £958
- Single Oven JXXUTOVENF £1,054
- Double Oven XT JXXUTOVENE £1,184
- Single Oven XT JXXUTOVENF £1,275
- Butlers Pantry 1000 JXXUBPTRY £2,162
- Larder 1000 JXXUL10 £1,283
- 2 Drawer L 1000 JXXUL102DR £1,648
- 3 Drawer L 1000 JXXUL103DR £1,754

APPLIANCE DOORS

- 110x596 JXX11059 £43
- 140x596 JXX14059 £44
- 450x596 JXX45059 £78
- 490x596 JXX49059 £81
- 570x596 JXX57059 £92
- 645x596 JXX64559 £95
- 715x346 JXX71534 £76
- 715x446 JXX71544 £91
- 715x596 JXX71559 £98
- 895x596 JXX89559 £126
- 980x596 JXX98059 £144

WIREWORK UNITS

- incl. cab, doors & pull out wirework
- 150 Dynamic Towel JXXUDY15TOW £412
- 300 Dynamic pull out JXXUDY30 £431
- 300 Dyn Tall Larder JXXUL30W £1,247
- 300 Elite Tall Larder JXXUEL30PUL £1,467
- 400 Dyn Tall Larder JXXUL40W £1,321
- Elite 500 Maxima JXXUEL50MAX £1,619
- Dyn 500 Maxima JXXUDY50MAX £1,187
- Dyn 600 Maxima JXXUDY60MAX £1,255

WIREWORK UNITS

- incl. cab, doors & pull out wirework
- Dyn Corner Unit L JXXUDYCNRL £1,051
- Dyn Corner Unit R JXXUDYCNRR £1,051
- ¼ Car 900x900 JXXUCAR3/4 £701
- ¼ Car 930x930 JXXU930CAR3/4 £807
- ½ Carousel 1000 CB JXXUCAR1/2 £579
- 150 Elite Pull Out JXXUEL15 £445
- 300 Elite pull out JXXUEL30 £524
- Elite Corner Unit L/R JXXUEL30L/R £1,258

WIREWORK UNITS

- incl. cab, doors & pull out wirework (nb. RH Combi Elite shown)
- Combi Elite 450 (R/L) JXXUEL450R/L £1,119
- Combi Elite 500 (R/L) JXXUEL500R/L £1,148
- Combi Dyn 450 (R) JXXUDYCOM45R £1,102
- Combi Dyn 450 (L) JXXUDYCOM45L £1,102
- Combi Dyn 500 (R) JXXUDYCOM50R £1,132
- Combi Dyn 500 (L) JXXUDYCOM50L £1,132
- 300 Dyn Tall Larder XT JXXUTL30W £1,345
- 400 Dyn Tall Larder XT JXXUTL40W £1,478

EXTRA TALL WIREWORK UNITS

- (2150mm tall) incl. cab, doors & pull out wirework
- Dyn 500 Maxima XT JXXUTDY50MAX £1,337
- Dyn 600 Maxima XT JXXUTDY60MAX £1,454
- Elite 500 Maxima XT JXXUTEL50MAX £1,769
- 300 Elite Tall Larder XT JXXUTL30PUL £1,566
- 2400x650x18 EP T&G JXXU240ETG £494

END PANELS & ACCESSORIES

- End panel grain direction along longest side
- 900x650x18 EP JXX90E £182
- 2400x650x18 EP JXX240E £401
- 2400x900x18 EP JXX24090E £554
- Mantel Shelf JXXMANTELSHLF £177
- Mantel Top JXXMANTELTOP £412
- Mantel Side JXXMANTELSIDE £412
- Mantel Corbel (Timb) JXXMANTELBKT £162

ACCESSORIES

- Mantel Kit JXXMANTELKIT £1,449
- 1500 Bottle Rack (Timber) JXXBOTTLE £116
- 1200 Plate Rack (Timber) JXXPLATE £343
- Floor Column (Timber) JXXFLOORCOL £393
- Barrel Pilaster (Timber) JXXBARREL £296
- 3050 Plinth JXXPLI £179
- 3000 Corn/Pelmet Square JXXCOR £101
- Curve Cornice Tangent JXXCTC £538

ACCESSORIES

- Corner Post Pair JXXCPOSTPAIR £78
- Straight End Pillar JXXSENDPILLAR £195
- Curved End Pillar JXXRENDPILLAR £195
- Curved Cornice Block JXXCCB £348
- 3000 Tang Cornice JXXXCORTAN £113
- 3000 Tang Pelmet JXXXPEL £76
- Curve Corn/Pel Sq JXXCRCVNSQ £129
- Curved Plinth JXXCRVPLI £257

GRANTHAM PAINT TO ORDER

- Handleless 5pc slim frame shaker door with flat centre panel & integrated handle
- Solid ash frame, veneered centre panel
- 21mm thick
- Matt Paint to Order



Replace 'XXX' with prefix: **471**
 You must also specify your chosen colour:
 See page 15 to view our standard paint to order colours available OR
 specify 'Bespoke' and provide a colour reference to match to*

Replace 'U' with the letter next to the Quickcab carcass colour you require:
 Dust Grey **D** Ivory **I** Light Grey **L** Oak **K** White **W**

* Bespoke colours have a 20 working day lead time.
 Surcharge applies on bespoke colours, £260 per 20 frontals.

BASE UNITS

150mm JXXU15B £265	300mm JXXU30B £295	350mm JXXU35B £315	400mm JXXU40B £322	450mm JXXU45B £331	500mm JXXU50B £334	600mm JXXU60B £371	260mm JXXU26B £309
--------------------------	--------------------------	--------------------------	--------------------------	--------------------------	--------------------------	--------------------------	--------------------------

Under Oven Housing JXXU0UH £287	700mm JXXU70B £462	800mm JXXU80B £485	900mm JXXU90B £497	1000mm JXXU10B £502	Belfast 455mm (h) JXXUBEL455 £366	Belfast 495mm (h) JXXUBEL495 £376
---------------------------------------	--------------------------	--------------------------	--------------------------	---------------------------	---	---

DRAWER LINE UNITS

300mm JXXU30DL1 £492	400mm JXXU40DL1 £527	500mm JXXU50DL1 £559	600mm JXXU60DL1 £590	800mm JXXU80DL2 £891	1000mm JXXU10DL2 £950	1000 Dyn Under sink JXXUUNDSINK £1,245
----------------------------	----------------------------	----------------------------	----------------------------	----------------------------	-----------------------------	--

SINK BASE UNITS

500mm dummy drawer JXXU50DLO £379	600mm dummy drawer JXXU60DLO £412	800mm dummy drawer JXXU80DLO £541	1000mm dummy drawer JXXU10DLO £595	800mm 1 drawer JXXU80DL1 £716	1000mm 1 drawer JXXU10DL1 £771
--	--	--	---	--	---

CORNER & CURVE BASE UNITS

800mm JXXU80CB4 £468	900mm JXXU90CB £474	1000mm CB5 JXXU10CB5 £479	1000mm CB6 JXXU10CB6 £509	900x900mm L JXXUCBASE £629	930x930mm L JXXUCBASE930 £725	Base Curve JXXUCRVB £702
----------------------------	---------------------------	---------------------------------	---------------------------------	----------------------------------	-------------------------------------	--------------------------------

2 DRAWER UNITS

500mm JXXU502D £896	600mm JXXU602D £936	800mm JXXU802D £1,062	900mm JXXU902D £1,092	1000mm JXXU102D £1,125	500mm JXXU503D £1,036	600mm JXXU603D £1,075	800mm JXXU803D £1,218
---------------------------	---------------------------	-----------------------------	-----------------------------	------------------------------	-----------------------------	-----------------------------	-----------------------------

3 DRAWER UNITS

900mm JXXU903D £1,251	1000mm JXXU103D £1,275	400mm JXXU404D £1,057	500mm JXXU504D £1,149	600mm JXXU604D £1,194	300mm JXXU305D £1,260	500mm JXXUSMART50 £2,595	600mm JXXUSMART60 £2,749
-----------------------------	------------------------------	-----------------------------	-----------------------------	-----------------------------	-----------------------------	--------------------------------	--------------------------------

2 DRAWER UNITS WITH INTERNAL DRAWER

500mm JXXU50INT2D £1,057	600mm JXXU60INT2D £1,139	800mm JXXU80INT2D £1,280	900mm JXXU90INT2D £1,317	1000mm JXXU10INT2D £1,352	150mm JXXU15W £248	300mm JXXU30W £275	350mm JXXU35W £292
--------------------------------	--------------------------------	--------------------------------	--------------------------------	---------------------------------	--------------------------	--------------------------	--------------------------

WALL UNITS

400mm JXXU40W £301	450mm JXXU45W £308	500mm JXXU50W £315	600mm JXXU60W £355	700mm JXXU70W £462	800mm JXXU80W £485	900mm JXXU90W £500	1000mm JXXU10W £505
--------------------------	--------------------------	--------------------------	--------------------------	--------------------------	--------------------------	--------------------------	---------------------------

CORNER & CURVE WALL UNITS

Wall Curve JXXUCRVW £698	600x600mm L JXXUCWL £650	630x630mm L JXXUCWL630 £748	600x600mm D JXXUCWS £550	600x300mm Conv JXXU30D60W £607	600x300mm Conv JXXU30D60WCP £668
--------------------------------	--------------------------------	-----------------------------------	--------------------------------	--------------------------------------	--

BRIDGING UNITS

360 x 500mm JXXU50BR £309	288 x 600mm JXXU60BR288 £310	288 x 800mm JXXU80BR288 £456	288 x 900mm JXXU90BR288 £475	288 x 1000mm JXXU10BR288 £496	360 x 600mm JXXU60BR £325	360 x 800mm JXXU80BR £474	360 x 900mm JXXU90BR £496	360 x 1000mm JXXU10BR £517
---------------------------------	------------------------------------	------------------------------------	------------------------------------	-------------------------------------	---------------------------------	---------------------------------	---------------------------------	----------------------------------

BI-FOLD UNITS

500mm JXXU50BF £726	600mm JXXU60BF £758	800mm JXXU80BF £999	900mm JXXU90BF £1,025	1000mm JXXU10BF £1,051	720x600mm Micro JXXUMICRO60 £726	900x600mm Micro JXXUMICRO90 £779
---------------------------	---------------------------	---------------------------	-----------------------------	------------------------------	--	--

BELFAST SINK BASE UNITS

600mm wide	Belfast 455mm (h) JXXUBEL455 £366	Belfast 495mm (h) JXXUBEL495 £376
------------	---	---

SINK BASE UNITS

incl. pull out wirework drawers x 2	1000 Dyn Under sink JXXUUNDSINK £1,245
-------------------------------------	--

SINK BASE UNITS

incl. 1 dummy drawer, 1 drawer box	800mm 1 drawer JXXU80DL1 £716	1000mm 1 drawer JXXU10DL1 £771
------------------------------------	--	---

3 DRAWER UNITS

500mm JXXU503D £1,036	600mm JXXU603D £1,075	800mm JXXU803D £1,218
-----------------------------	-----------------------------	-----------------------------

5 DRW UNIT

300mm JXXU305D £1,260	500mm JXXUSMART50 £2,595	600mm JXXUSMART60 £2,749
-----------------------------	--------------------------------	--------------------------------

WALL UNITS

150mm JXXU15W £248	300mm JXXU30W £275	350mm JXXU35W £292
--------------------------	--------------------------	--------------------------

TALL CORNER WALL UNITS

600x600mm Tall D JXXU9CWS £659	630x630mm Tall L JXXU9CWL630 £934
--------------------------------------	---

MICRO WALL HOUSING KITS

720x600mm Micro JXXUMICRO60 £726	900x600mm Micro JXXUMICRO90 £779
--	--

TALL WALL UNITS

300mm JXXU309W £351	400mm JXXU409W £399	450mm JXXU459W £435	500mm JXXU509W £446	600mm JXXU609W £500	800mm JXXU809W £643	900mm JXXU909W £754	1000mm JXXU109W £770
---------------------------	---------------------------	---------------------------	---------------------------	---------------------------	---------------------------	---------------------------	----------------------------

APPLIANCE HOUSING

50/50 Fridge 980 JXXUFF50 £915	50/50 Fridge 895 JXXUFF90 £951	70/30 Fridge JXXUFF70 £889	Double Oven JXXUTOVENA £721	Single Oven JXXUTOVENB £770	Single + Micro 380 JXXUTOVENC £708	Single + Micro 460 JXXUTOVEND £689
--------------------------------------	--------------------------------------	----------------------------------	-----------------------------------	-----------------------------------	--	--

EXTRA TALL APPLIANCE HOUSING

50/50 Fridge XT JXXUTFF50 £1,187	70/30 Fridge XT JXXUTFF70 £1,147	Single Oven XT JXXUTOVENA £1,038	Double Oven XT JXXUTOVENB £993	Sgl + Micro 380 XT JXXUTOVENC £940	Sgl + Micro 460 XT JXXUTOVEND £957	Diagonal Larder JXXUDLU2D £3,635	Corner L 1000 JXXUL10CC £1,675
--	--	--	--------------------------------------	--	--	--	--------------------------------------

LARDER UNITS

300mm JXXUL30 £652	400mm JXXUL40 £731	500mm JXXUL50 £795	600mm JXXUL60 £889	300mm XT JXXUTL30 £788	400mm XT JXXUTL40 £933	500mm XT JXXUTL50 £995	600mm XT JXXUTL60 £1,147
--------------------------	--------------------------	--------------------------	--------------------------	------------------------------	------------------------------	------------------------------	--------------------------------

APPLIANCE / EXTRA TALL APPLIANCE HOUSING W. DRAWERS

Double Oven JXXUTOVENE £1,206	Single Oven JXXUTOVENF £1,350	Double Oven XT JXXUTOVENE £1,479	Single Oven XT JXXUTOVENF £1,603	Butlers Pantry 1000 JXXUBPTRY £2,778	Larder 1000 JXXUL10 £1,686	2 Drawer L 1000 JXXUL102DR £2,111	3 Drawer L 1000 JXXUL103DR £2,258
-------------------------------------	-------------------------------------	--	--	--	----------------------------------	---	---

APPLIANCE DOORS

110x596 JXX11059 £55	140x596 JXX14059 £63	450x596 JXX45059 £129	490x596 JXX49059 £139	570x596 JXX57059 £148	645x596 JXX64559 £162	715x346 JXX71534 £129	715x446 JXX71544 £140	715x596 JXX71559 £175	895x596 JXX89559 £225	980x596 JXX98059 £239
----------------------------	----------------------------	-----------------------------	-----------------------------	-----------------------------	-----------------------------	-----------------------------	-----------------------------	-----------------------------	-----------------------------	-----------------------------

WIREWORK UNITS

300 Elite pull out JXXUEL30 £635	150 Dynamic pull out JXXUDY15 £418	150 Dynamic Towel JXXUDY15TOW £482	300 Dynamic pull out JXXUDY30 £400	300 Dyn Tall Larder JXXUL30W £1,538	300 Elite Tall Larder JXXUEL30PUL £1,796	400 Dyn Tall Larder JXXUL40W £1,648	Elite 500 Maxima JXXUEL50MAX £2,027
--	--	--	--	---	--	---	---

WIREWORK UNITS

Dyn 500 Maxima JXXUDY50MAX £1,520	Dyn 600 Maxima JXXUDY60MAX £1,642	Dyn Corner Unit (R/L) JXXUDYCNRR/L £1,256	¼ Car 900x900 JXXUCAR3/4 £866	¼ Car 930x930 JXXUCAR3/4 £996	½ Carousel 1000 CB JXXUCAR1/2 £697	Elite Corner Unit (R/L) JXXUELCCNR/L £1,483	Combi Elite 450 (R/L) JXXUELCOM45R/L £1,356
---	---	---	-------------------------------------	-------------------------------------	--	---	---

WIREWORK UNITS

Combi Elite 500 (R/L) JXXUELCOM50R/L £1,395	Combi Dyn 450 (R/L) JXXUDYCOM45R/L £1,355	Combi Dyn 500 (R/L) JXXUDYCOM50R/L £1,372	300 Dyn Tall Larder XT JXXUTL30W £1,650	400 Dyn Tall Larder XT JXXUTL40W £1,826	Elite 500 Maxima XT JXXUTEL50MAX £2,205	300 Elite Tall Larder XT JXXUTEL30PUL £1,908	500 Dyn Maxima XT JXXUTDY50MAX £1,697
---	---	---	---	---	---	--	---

EX. TALL WIREWORK

600 Dyn Maxima XT JXXUDY60MAX £1,869	792x350x20 EP T&G JXX780ETG £86	990x375x20 EP T&G JXXEND990375TG £146	900x650x20 EP T&G JXX90ETG £151	2400x650x20 EP T&G JXX240ETG £358	900x2100x20 EP T&G* JXX21090ETG £526	792x350x20 EP JXX780E £71	990x375x20 EP JXXEND990375 £121
--	---------------------------------------	---	---------------------------------------	---	--	---------------------------------	---------------------------------------

END PANELS & ACCESSORIES

900x650x20 EP JXX90E £115	2400x650x20 EP JXX240E £282	3000 Tang Cornice JXXXCORTAN £91	Curved Plinth JXXXCVRPLI £196	2800 Plinth JXXXP LI £104	3000 Corn/Pel Sq JXXXCOR £106	Curve Corn/Pel Sq JXXCVRPCNRSQ £388	3050 In Frame Profile JXXXP LI £114
---------------------------------	-----------------------------------	--	-------------------------------------	---------------------------------	-------------------------------------	---	---

ACCESSORIES

Curv Tang Cornice JXXXCCTC £255	3000 Tang Pelmet JXXXPESOLID £86	Curv Tang Pelmet JXXXCCTP £197	Straight End Pillar JXXXSENDPILLAR £174	Curved End Pillar JXXXCENDPILLAR £175	Curve Corn Block JXXXCBCB £57	Corner Post Pair JXXXCPOSTPAIR £68	Floor Column JXXXFLOORCOL £239
---------------------------------------	--	--------------------------------------	---	---	-------------------------------------	--	--------------------------------------

ACCESSORIES

Mantel Kit: 1 x Shelf 1 x Top 2 x Corbel Mantel Kit JXXXMANTELKIT £1,331	Mantel Shelf JXXXMANTELSHELF £315	Mantel Top JXXXMANTELTOP £315	Mantel Corbel JXXXMANTELBKT £114	Mantel Side JXXXMANTELSIDE £168	Barrel Pilaster JXXXBARREL £232	1500 Bottle Rack JXXXBOTTLE £81	1200 Plate Rack JXXXP LATE £248
--	---	-------------------------------------	--	---------------------------------------	---------------------------------------	---------------------------------------	---------------------------------------

LINEAR TEXTURED PRICE GROUP 1

- 18mm slab door
- Chipboard base
- Textured melamine face & reverse
- Laser edged

AVAILABLE ON A
20 working days
LEAD TIME

Replace 'XXX' with the number next to the door décor you require:
Natural Kendal Oak 281 Shorewood 280
Truffle Brown Denver Oak 283

Replace 'U' with the letter next to the Quickcab carcass colour you require:
Dust Grey D Ivory I Light Grey L Oak K White W

BASE UNITS

150mm JXXU15B £170
300mm JXXU30B £191
350mm JXXU35B £196
400mm JXXU40B £197
450mm JXXU45B £202
500mm JXXU50B £204
600mm JXXU60B £218

Under Oven Housing JXXU0UH £197
700mm JXXU70B £272
800mm JXXU80B £282
900mm JXXU90B £285
1000mm JXXU10B £288

DRAWER LINE UNITS incl. 1 drawer box

300mm JXXU30DL1 £347
400mm JXXU40DL1 £359
500mm JXXU50DL1 £368
600mm JXXU60DL1 £377
800mm JXXU80DL2 £602
1000mm JXXU10DL2 £617
1000 Dyn Under sink JXXUUNDSINK £842

SINK BASE UNITS incl. dummy drawer

500mm dummy drawer JXXU50DL0 £230
600mm dummy drawer JXXU60DL0 £235
800mm dummy drawer JXXU80DL0 £329
1000mm dummy drawer JXXU10DL0 £340
800mm 1 drawer JXXU80DL1 £465
1000mm 1 drawer JXXU10DL1 £480

SINK BASE UNITS incl. 1 dummy drawer, 1 drawer box

CORNER BASE UNITS

800mm JXXU80CB4 £286
900mm JXXU90CB £292
1000mm CB5 JXXU10CB5 £293
1000mm CB6 JXXU10CB6 £299
900x900mm L JXXUCBASE £407

2 DRAWER UNITS

500mm JXXU502D £642
600mm JXXU602D £655
800mm JXXU802D £724
900mm JXXU902D £736
1000mm JXXU102D £746
500mm JXXU503D £750
600mm JXXU603D £764
800mm JXXU803D £897

3 DRAWER UNITS

900mm JXXU903D £929
1000mm JXXU103D £966
400mm JXXU404D £798
500mm JXXU504D £821
600mm JXXU604D £839

4 DRAWER UNITS

2 DRAWER UNITS WITH INTERNAL DRAWER

500mm JXXU50INT2D £807
600mm JXXU60INT2D £820
800mm JXXU80INT2D £903
900mm JXXU90INT2D £918
1000mm JXXU10INT2D £932
150mm JXXU15W £162
300mm JXXU30W £176
350mm JXXU35W £178

WALL UNITS

400mm JXXU40W £181
450mm JXXU45W £185
500mm JXXU50W £190
600mm JXXU60W £203
700mm JXXU70W £257
800mm JXXU80W £275
900mm JXXU90W £284
1000mm JXXU10W £291

CORNER WALL UNITS

600x600mm L JXXUCWL £401
600x600mm D JXXUCWS £368
600x300mm Conv JXXU30D60W £369

BRIDGING UNITS 288mm or 360mm tall, incl. gas lift mechanism

360 x 500mm JXXU50BR £210
288 x 600mm JXXU60BR288 £203
288 x 800mm JXXU80BR288 £297
288 x 900mm JXXU90BR288 £309
288 x 1000mm JXXU10BR288 £318
360 x 600mm JXXU60BR £211
360 x 800mm JXXU80BR £311
360 x 900mm JXXU90BR £323
360 x 1000mm JXXU10BR £331

BI-FOLD UNITS (720mm tall) incl. bi-fold mechanism

500mm JXXU50BF £512
600mm JXXU60BF £516
800mm JXXU80BF £675
900mm JXXU90BF £686
1000mm JXXU10BF £691

BELFAST SINK BASE UNITS

600mm wide
Belfast 455mm (h) JXXUBEL455 £245
Belfast 495mm (h) JXXUBEL495 £250

SINK BASE UNITS

incl. pull out wirework drawers x 2

SINK BASE UNITS incl. 1 dummy drawer, 1 drawer box

800mm 1 drawer JXXU80DL1 £465
1000mm 1 drawer JXXU10DL1 £480

3 DRAWER UNITS

500mm JXXU503D £750
600mm JXXU603D £764
800mm JXXU803D £897

5 DRW UNITS

300mm JXXU305D £938
500mm JXXUSMART50 £1,820
600mm JXXUSMART60 £1,892

SMARTLARDER incl. 5 internal drawers (1970mm tall)

WALL UNITS

150mm JXXU15W £162
300mm JXXU30W £176
350mm JXXU35W £178

TALL CORNER WALL UNITS (900mm tall)

600x600mm Tall D JXXUCWS £449

MICRO WALL HOUSING KITS see p. 16 for contents

720x600mm Micro JXXUMICRO60 £446
900x600mm Micro JXXUMICRO90 £446

TALL WALL UNITS (900mm tall)

300mm JXXU309W £240
400mm JXXU409W £254
450mm JXXU459W £275
500mm JXXU509W £274
600mm JXXU609W £297
800mm JXXU809W £392
900mm JXXU909W £456
1000mm JXXU109W £457

APPLIANCE HOUSING see p. 8 for door configurations

50/50 Fridge 980 JXXUFF50 £477
50/50 Fridge 895 JXXUFF90 £545
70/30 Fridge JXXUFF70 £516
Double Oven JXXUTOVENA £445
Single Oven JXXUTOVENB £456
Single + Micro 380 JXXUTOVENC £451
Single + Micro 460 JXXUTOVEND £442

EXTRA TALL APPLIANCE HOUSING (2150mm tall) see p. 8 for door configurations

50/50 Fridge XT JXXUTFF50 £664
70/30 Fridge XT JXXUTFF70 £694
Single Oven XT JXXUTTOVENA £638
Double Oven XT JXXUTTOVENB £632
Sgl + Micro 380 XT JXXUTTOVENC £597
Sgl + Micro 460 XT JXXUTTOVEND £623
Diagonal Larder JXXUDLU2D £2,664
Corner L 1000 JXXUL10CC £969

LARDER UNITS 1 x 1245 door, 1 x 715 door

300mm JXXUL30 £429
400mm JXXUL40 £455
500mm JXXUL50 £475
600mm JXXUL60 £509
300mm XT JXXUL30 £534
400mm XT JXXUL40 £608
500mm XT JXXUL50 £613
600mm XT JXXUL60 £688

EXTRA TALL LARDER UNITS (2150mm tall) 1 x 1245 door, 1 x 895 door

300mm XT JXXUL30 £534
400mm XT JXXUL40 £608
500mm XT JXXUL50 £613
600mm XT JXXUL60 £688

FULL HEIGHT DOOR LARDER UNIT 1 x 1965 full height door

300mm JXXU30FHD £463
400mm JXXU40FHD £515
500mm JXXU50FHD £570
600mm JXXU60FHD £637
Butlers Pantry 1000 JXXUKBPTRY £1,786
Larder 1000 JXXUL10 £980
2 Drawer L 1000 JXXUL102DR £1,305
3 Drawer L 1000 JXXUL103DR £1,351

1000MM LARDER UNITS see p. 8 for door configs, p.10 for Butlers Pantry info

APPLIANCE / EXTRA TALL APPLIANCE HOUSING W. DRAWERS p. 8 for door configs.

Double Oven JXXUTOVENE £849
Single Oven JXXUTOVENF £911
Double Oven XT JXXUTTOVENE £1,042
Single Oven XT JXXUTTOVENF £1,098
Oak spice rack, single JSPICERACK £329
110x596 JXXU11059 £26
140x596 JXXU14059 £28
450x596 JXXU45059 £46

SPICE RACK

APPLIANCE DOORS

APPLIANCE DOORS

490x596 JXXU49059 £47
570x596 JXXU57059 £51
645x596 JXXU64559 £56
715x346 JXXU71534 £45
715x446 JXXU71544 £50
715x596 JXXU71559 £59
895x596 JXXU89559 £77
980x596 JXXU98059 £81

WIREWORK UNITS incl. cab, doors & pull out wirework

150 Dynamic pull out JXXUDY15 £288
150 Dynamic Towel JXXUDY15TOW £339
300 Dynamic pull out JXXUDY30 £371
300 Dyn Tall Larder JXXUL30W £1,121
300 Elite Tall Larder JXXUL30PUL £1,325
400 Dyn Tall Larder JXXUL40W £1,170
Elite 500 Maxima JXXUL50MAX £1,437
Dyn 500 Maxima JXXUDY50MAX £1,044

WIREWORK UNITS incl. cab, doors & pull out wirework

Dyn 600 Maxima JXXUDY60MAX £1,097
Dyn Corner Unit L JXXUDYCNRL £898
Dyn Corner Unit R JXXUDYCNRR £898
¼ Car 900x900 JXXUCAR3/4 £591
½ Carousel 1000 CB JXXUCAR1/2 £464
150 Elite Pull Out JXXUEL15 £368
300 Elite pull out JXXUEL30 £445

WIREWORK UNITS incl. cab, doors & pull out wirework

Elite Corner Unit L JXXUEL30PUL £1,048
Elite Corner Unit R JXXUEL30PUL £1,048
Combi Elite 450 (R) JXXUEL30PUL £959
Combi Elite 450 (L) JXXUEL30PUL £959
Combi Elite 500 (R) JXXUEL30PUL £988
Combi Elite 500 (L) JXXUEL30PUL £988
Combi Dyn 450 (R) JXXUDYCOM45R £943
Combi Dyn 450 (L) JXXUDYCOM45L £943

WIREWORK UNITS

Combi Dyn 500 (R) JXXUDYCOM50R £970
Combi Dyn 500 (L) JXXUDYCOM50L £970
300 Dyn Tall Larder XT JXXUTL30W £1,224
400 Dyn Tall Larder XT JXXUTL40W £1,322
Dyn 500 Maxima XT JXXUTDY50MAX £1,043
Dyn 600 Maxima XT JXXUTDY60MAX £1,273
Elite 500 Maxima XT JXXUTEL50MAX £1,575
300 Elite Tall Larder XT JXXUTEL30PUL £1,431

EXTRA TALL WIREWORK UNITS (2150mm tall) incl. cab, doors & pull out wirework

END PANELS & ACCESSORIES

WALL 758x350x18 EP JXXU758E £50
TALL WALL 990x375x18 EP JXXUEND990375 £64
BASE 900x650x18 EP JXXU90E £81
TALL 2400x650x18 EP JXXU240E £193
BREAKFAST BAR / TALL 2400x900x18 EP JXXU24090E £254
2800 Corn/Pel JXXCCOR £62
3050 Plinth JXXPLI £75
Corner Post JXXU1514 £41

Wirework corner cabinet sizes:

Dyn/Elite Corner Unit (L/R): 1000mm cabinet, 496mm door | Combi Dyn/Elite 450 (L/R): 900mm cabinet, 446mm door | Combi Dyn/Elite 500 (L/R): 1000mm cabinet, 496mm door
3/4 Car 900x900: 900 x 900mm cabinet, 2 x 313mm doors | 1/2 Carousel 1000 CB: 1000mm cabinet, 496mm door

LINEAR TEXTURED PRICE GROUP 2

- 18mm slab door
- Chipboard base
- Textured melamine face & reverse
- Laser edged

AVAILABLE ON A
15 working days
LEAD TIME

Replace 'XXX' with the number next to the door décor you require:
 Anthracite Mountain Larch **288** Natural Halifax Oak **287**
 White Halifax Oak **286**

Replace 'U' with the letter next to the Quickcab carcass colour you require:
 Dust Grey **D** Ivory **I** Light Grey **L** Oak **K** White **W**

BASE UNITS

150mm JXXU15B **£178** 300mm JXXU30B **£200** 350mm JXXU35B **£204** 400mm JXXU40B **£206** 450mm JXXU45B **£211** 500mm JXXU50B **£215** 600mm JXXU60B **£228**

Under Oven Housing JXXU10UH **£206** 700mm JXXU70B **£285** 800mm JXXU80B **£296** 900mm JXXU90B **£302** 1000mm JXXU10B **£302**

DRAWER LINE UNITS

300mm JXXU30DL1 **£364** 400mm JXXU40DL1 **£377** 500mm JXXU50DL1 **£385** 600mm JXXU60DL1 **£396** 800mm JXXU80DL2 **£632** 1000mm JXXU10DL2 **£648** 1000 Dyn Under sink JXXUUNDSINK **£882**

SINK BASE UNITS

500mm dummy drawer JXXU50DLO **£242** 600mm dummy drawer JXXU60DLO **£247** 800mm dummy drawer JXXU80DLO **£346** 1000mm dummy drawer JXXU10DLO **£356** 800mm 1 drawer JXXU80DL1 **£488** 1000mm 1 drawer JXXU10DL1 **£503**

CORNER BASE UNITS

800mm JXXU80CB4 **£297** 900mm JXXU90CB **£304** 1000mm CB5 JXXU10CB5 **£306** 1000mm CB6 JXXU10CB6 **£312** 900x900mm L JXXUCBASE **£428**

2 DRAWER UNITS

500mm JXXU502D **£673** 600mm JXXU602D **£687** 800mm JXXU802D **£758** 900mm JXXU902D **£772** 1000mm JXXU102D **£782** 500mm JXXU503D **£788** 600mm JXXU603D **£801** 800mm JXXU803D **£942**

3 DRAWER UNITS

900mm JXXU903D **£977** 1000mm JXXU103D **£1,014** 400mm JXXU404D **£838** 500mm JXXU504D **£862** 600mm JXXU604D **£880** 300mm JXXU305D **£983** 500mm JXXUSMART50 **£1,912** 600mm JXXUSMART60 **£1,987**

2 DRAWER UNITS WITH INTERNAL DRAWER

500mm JXXU50INT2D **£847** 600mm JXXU60INT2D **£861** 800mm JXXU80INT2D **£948** 900mm JXXU90INT2D **£964** 1000mm JXXU10INT2D **£978** 150mm JXXU15W **£171** 300mm JXXU30W **£183** 350mm JXXU35W **£189**

WALL UNITS

400mm JXXU40W **£191** 450mm JXXU45W **£196** 500mm JXXU50W **£199** 600mm JXXU60W **£213** 700mm JXXU70W **£271** 800mm JXXU80W **£291** 900mm JXXU90W **£297** 1000mm JXXU10W **£303**

CORNER WALL UNITS

600x600mm L JXXUCWL **£422** 600x600mm D JXXUCWS **£385** 600x300mm Conv JXXU30D60W **£391**

BRIDGING UNITS

288 x 600mm JXXU60BR288 **£213** 288 x 800mm JXXU80BR288 **£313** 288 x 900mm JXXU90BR288 **£326** 288 x 1000mm JXXU10BR288 **£334** 360 x 500mm JXXU50BR **£221** 360 x 600mm JXXU60BR **£222** 360 x 800mm JXXU80BR **£326** 360 x 900mm JXXU90BR **£339** 360 x 1000mm JXXU10BR **£348**

BI-FOLD UNITS

500mm JXXU50BF **£537** 600mm JXXU60BF **£540** 800mm JXXU80BF **£708** 900mm JXXU90BF **£719** 1000mm JXXU10BF **£725** 720x600mm Micro JXXUMICRO60 **£453** 900x600mm Micro JXXUMICRO90 **£453**

BELFAST SINK BASE UNITS

600mm wide Belfast 455mm (h) JXXUBEL455 **£257** Belfast 495mm (h) JXXUBEL495 **£263**

SINK BASE UNITS

incl. pull out wirework drawers x 2

SINK BASE UNITS

incl. 1 dummy drawer, 1 drawer box

3 DRAWER UNITS

5 DRW UNITS

SMARTLARDER

incl. 5 internal drawers (1970mm tall)

WALL UNITS

TALL CORNER WALL UNITS

600x600mm Tall D JXXU9CWS **£471**

MICRO WALL HOUSING KITS

see p. 16 for contents

TALL WALL UNITS

300mm JXXU309W **£251** 400mm JXXU409W **£266** 450mm JXXU459W **£286** 500mm JXXU509W **£288** 600mm JXXU609W **£314** 800mm JXXU809W **£412** 900mm JXXU909W **£478** 1000mm JXXU109W **£480**

APPLIANCE HOUSING

see p. 8 for door configurations
 50/50 Fridge 980 JXXUFF50 **£501** 50/50 Fridge 895 JXXUFF90 **£571** 70/30 Fridge JXXUFF70 **£540** Double Oven JXXUTOVENA **£467** Single Oven JXXUTOVENB **£478** Single + Micro 380 JXXUTOVENC **£473** Single + Micro 460 JXXUTOVEND **£464**

EXTRA TALL APPLIANCE HOUSING

(2150mm tall) see p. 8 for door configurations
 50/50 Fridge XT JXXUTFF50 **£696** 70/30 Fridge XT JXXUTFF70 **£727** Single Oven XT JXXUTTOVENA **£669** Double Oven XT JXXUTTOVENB **£665** Sgl + Micro 380 XT JXXUTTOVENC **£624** Sgl + Micro 460 XT JXXUTTOVEND **£653** Diagonal Larder JXXUDLU2D **£2,681** Corner L 1000 JXXUL10CC **£992**

LARDER UNITS

1 x 1245 door, 1 x 715 door
 300mm JXXUL30 **£451** 400mm JXXUL40 **£478** 500mm JXXUL50 **£498** 600mm JXXUL60 **£537** 300mm XT JXXUTL30 **£562** 400mm XT JXXUTL40 **£639** 500mm XT JXXUTL50 **£643** 600mm XT JXXUTL60 **£723**

FULL HEIGHT DOOR LARDER UNIT

1 x 1965 full height door
 300mm JXXU30FHD **£470** 400mm JXXU40FHD **£522** 500mm JXXU50FHD **£577** 600mm JXXU60FHD **£642** 1000mm Larder 1000 JXXUL10 **£1,003** 2 Drawer L 1000 JXXUL102DR **£1,328** 3 Drawer L 1000 JXXUL103DR **£1,374**

APPLIANCE / EXTRA TALL APPLIANCE HOUSING W. DRAWERS

see p. 8 for door configs.
 Double Oven JXXUTOVENE **£891** Single Oven JXXUTOVENF **£955** Double Oven XT JXXUTTOVENE **£1,094** Single Oven XT JXXUTTOVENF **£1,154** Oak spice rack, single JSPICERACK **£329** 110x596 JXXU11059 **£28** 140x596 JXXU14059 **£29** 450x596 JXXU45059 **£52**

APPLIANCE DOORS

490x596 JXXU49059 **£55** 570x596 JXXU57059 **£61** 645x596 JXXU64559 **£66** 715x346 JXXU71534 **£55** 715x446 JXXU71544 **£59** 715x596 JXXU71559 **£71** 895x596 JXXU89559 **£92** 980x596 JXXU98059 **£96**

WIREWORK UNITS

incl. cab, doors & pull out wirework
 150 Dynamic pull out JXXUDY15 **£303** 150 Dynamic Towel JXXUDY15TOW **£355** 300 Dynamic pull out JXXUDY30 **£391** 300 Dyn Tall Larder JXXUL30W **£1,177** 300 Elite Tall Larder JXXUL30PUL **£1,390** 400 Dyn Tall Larder JXXUL40W **£1,229** Elite 500 Maxima JXXUL50MAX **£1,507** Dyn 500 Maxima JXXUDY50MAX **£1,096**

WIREWORK UNITS

incl. cab, doors & pull out wirework
 Dyn 600 Maxima JXXUDY60MAX **£1,152** Dyn Corner Unit L JXXUDYCNRL **£942** Dyn Corner Unit R JXXUDYCNRR **£942** 3/4 Car 900x900 JXXUCAR3/4 **£620** 1/2 Carousel 1000 CB JXXUCAR1/2 **£485** 150 Elite Pull Out JXXUEL15 **£385** 300 Elite pull out JXXUEL30 **£467**

WIREWORK UNITS

incl. cab, doors & pull out wirework
 Elite Corner Unit L JXXUEL15 **£1,097** Elite Corner Unit R JXXUEL15R **£1,097** Combi Elite 450 (R) JXXUEL450R **£1,006** Combi Elite 450 (L) JXXUEL450L **£1,006** Combi Elite 500 (R) JXXUEL500R **£1,055** Combi Elite 500 (L) JXXUEL500L **£1,055** Combi Dyn 450 (R) JXXUDY450R **£988** Combi Dyn 450 (L) JXXUDY450L **£988**

WIREWORK UNITS

incl. corner post
 Combi Dyn 500 (R) JXXUDY500R **£1,017** Combi Dyn 500 (L) JXXUDY500L **£1,017** 300 Dyn Tall Larder XT JXXUTL30W **£1,286** 400 Dyn Tall Larder XT JXXUTL40W **£1,388** Dyn 500 Maxima XT JXXUTDY50MAX **£1,239** Dyn 600 Maxima XT JXXUTDY60MAX **£1,337** Elite 500 Maxima XT JXXUTEL50MAX **£1,650** 300 Elite Tall Larder XT JXXUTEL30PUL **£1,503**

END PANELS & ACCESSORIES

WALL 758x350x18 EP JXXU758E **£56** TALL WALL 990x375x18 EP JXXUEND990375 **£64** BASE 900x650x18 EP JXXU90E **£86** TALL 2400x650x18 EP JXXU240E **£213** BREAKFAST BAR / TALL 2400x900x18 EP JXXU24090E **£304** 2800 Corn/Pel JXXCOR **£68** 3050 Plinth JXXPLI **£82** Corner Post JXXU14718 **£46**

Wirework corner cabinet sizes:

Dyn/Elite Corner Unit (L/R): 1000mm cabinet, 496mm door | Combi Dyn/Elite 450 (L/R): 900mm cabinet, 446mm door | Combi Dyn/Elite 500 (L/R): 1000mm cabinet, 496mm door
 3/4 Car 900x900: 900 x 900mm cabinet, 2 x 313mm doors | 1/2 Carousel 1000 CB: 1000mm cabinet, 496mm door

LUCENTE GLOSS

- Handleless door
- High Gloss
- 22mm MDF
- Painted



Replace 'XXX' with the number next to the door colour you require:

Anthracite 218 Cashmere 219 Cream 048
Dust Grey 209 Light Grey 051 White 047

Replace 'U' with the letter next to the Quickcab carcass colour you require:

Dust Grey D Ivory I Light Grey L Oak K White W

BASE UNITS

150mm JXXXU15B £198	300mm JXXXU30B £226	350mm JXXXU35B £241	400mm JXXXU40B £251	450mm JXXXU45B £259	500mm JXXXU50B £272	600mm JXXXU60B £294	260mm JXXXU26B £222
---------------------------	---------------------------	---------------------------	---------------------------	---------------------------	---------------------------	---------------------------	---------------------------

Under Oven Housing JXXXUOIH £233	700mm JXXXU70B £367	800mm JXXXU80B £371	900mm JXXXU90B £385	1000mm JXXXU10B £406	Belfast 455mm (h) JXXXUBEL455 £296	Belfast 495mm (h) JXXXUBEL495 £296
--	---------------------------	---------------------------	---------------------------	----------------------------	--	--

DRAWER LINE UNITS

300mm JXXXU30DL1 £381	400mm JXXXU40DL1 £416	500mm JXXXU50DL1 £430	600mm JXXXU60DL1 £457	800mm JXXXU80DL2 £697	1000mm JXXXU10DL2 £725	1000 Dyn Under sink JXXXUUNDSINK £1,018
-----------------------------	-----------------------------	-----------------------------	-----------------------------	-----------------------------	------------------------------	---

SINK BASE UNITS

500mm dummy drawer JXXXU50DLO £277	600mm dummy drawer JXXXU60DLO £308	800mm dummy drawer JXXXU80DLO £407	1000mm dummy drawer JXXXU10DLO £430	800mm 1 drawer JXXXU80DL1 £552	1000mm 1 drawer JXXXU10DL1 £577	Base Curve JXXXUCRVB £694	1970mm Tall Curve JXXXUETRADIUS £2,022	1970x260mm JXXXUETBASE26 £615
--	--	--	---	--------------------------------------	---------------------------------------	---------------------------------	--	-------------------------------------

CORNER BASE UNITS

800mm JXXXU80CB4 £414	900mm JXXXU90CB £433	1000mm CB5 JXXXU10CB5 £443	1000mm CB6 JXXXU10CB6 £460	900x900mm L JXXXUCBASE £490	930x930mm L JXXXUCBASE930 £564
-----------------------------	----------------------------	----------------------------------	----------------------------------	-----------------------------------	--------------------------------------

2 DRAWER UNITS

500mm JXXXU502D £719	600mm JXXXU602D £749	800mm JXXXU802D £858	900mm JXXXU902D £888	1000mm JXXXU102D £917	500mm JXXXU503D £819	600mm JXXXU603D £849	800mm JXXXU803D £971
----------------------------	----------------------------	----------------------------	----------------------------	-----------------------------	----------------------------	----------------------------	----------------------------

3 DRAWER UNITS

900mm JXXXU903D £1,011	1000mm JXXXU103D £1,014	400mm JXXXU404D £895	500mm JXXXU504D £924	600mm JXXXU604D £957	300mm JXXXU305D £1000	500mm JXXXUSMART50 £2,033	600mm JXXXUSMART60 £2,147
------------------------------	-------------------------------	----------------------------	----------------------------	----------------------------	-----------------------------	---------------------------------	---------------------------------

2 DRAWER UNITS WITH INTERNAL DRAWER

500mm JXXXU50INT2D £892	600mm JXXXU60INT2D £919	800mm JXXXU80INT2D £1,047	900mm JXXXU90INT2D £1,072	1000mm JXXXU10INT2D £1,105	150mm JXXXU15W £189	300mm JXXXU30W £211	350mm JXXXU35W £229
-------------------------------	-------------------------------	---------------------------------	---------------------------------	----------------------------------	---------------------------	---------------------------	---------------------------

WALL UNITS

400mm JXXXU40W £235	450mm JXXXU45W £243	500mm JXXXU50W £252	600mm JXXXU60W £280	700mm JXXXU70W £367	800mm JXXXU80W £375	900mm JXXXU90W £388	1000mm JXXXU10W £407
---------------------------	---------------------------	---------------------------	---------------------------	---------------------------	---------------------------	---------------------------	----------------------------

CORNER & CURVE WALL UNITS

Wall Curve JXXXUCRVW £688	600x600mm L JXXXUCWL £471	630x630mm L JXXXUCWL630 £542	600x600mm D JXXXUCWS £441	600x300mm Conv JXXXU30D60W £438	600x300mm Conv JXXXU30D60WCP £482	500mm JXXXUWALL50G £519
---------------------------------	---------------------------------	------------------------------------	---------------------------------	---------------------------------------	---	-------------------------------

BRIDGING UNITS

288mm or 360mm tall, incl. gas lift mechanism	288 x 600mm JXXXU60BR288 £247	288 x 800mm JXXXU80BR288 £367	288 x 900mm JXXXU90BR288 £386	288 x 1000mm JXXXU10BR288 £404	360 x 500mm JXXXU50BR £244	360 x 600mm JXXXU60BR £257	360 x 800mm JXXXU80BR £382	360 x 900mm JXXXU90BR £401	360 x 1000mm JXXXU10BR £421
---	-------------------------------------	-------------------------------------	-------------------------------------	--------------------------------------	----------------------------------	----------------------------------	----------------------------------	----------------------------------	-----------------------------------

TALL CURVE WALL UNIT

Tall Wall Curve JXXXUCRV90W £1,143	600mm JXXXU60BF £606	1000mm JXXXU10BF £856	720x600mm Micro JXXXUMICRO60 £565	900x600mm Micro JXXXUMICRO90 £581
--	----------------------------	-----------------------------	---	---

BI-FOLD UNITS

720x600mm Micro JXXXUMICRO60 £565	900x600mm Micro JXXXUMICRO90 £581
---	---

MICRO WALL HOUSING KITS

720x600mm Micro JXXXUMICRO60 £565	900x600mm Micro JXXXUMICRO90 £581
---	---

TALL WALL UNITS

300mm JXXXU309W £215	400mm JXXXU409W £311	450mm JXXXU459W £358	500mm JXXXU509W £347	600mm JXXXU609W £377	800mm JXXXU809W £494	900mm JXXXU909W £571	1000mm JXXXU109W £597
----------------------------	----------------------------	----------------------------	----------------------------	----------------------------	----------------------------	----------------------------	-----------------------------

APPLIANCE HOUSING

50/50 Fridge 980 JXXXUFF50 £740	50/50 Fridge 895 JXXXUFF90 £706	70/30 Fridge JXXXUFF70 £705	Double Oven JXXXUTOVENA £559	Single Oven JXXXUTOVENB £591	Single + Micro 380 JXXXUTOVENC £556	Single + Micro 460 JXXXUTOVEND £556
---------------------------------------	---------------------------------------	-----------------------------------	------------------------------------	------------------------------------	---	---

EXTRA TALL APPLIANCE HOUSING

50/50 Fridge XT JXXXUTFF50 £958	70/30 Fridge XT JXXXUTFF70 £896	Single Oven XT JXXXUTTOVENA £827	Double Oven XT JXXXUTTOVENB £779	Sgl + Micro 380 XT JXXXUTTOVENC £734	Sgl + Micro 460 XT JXXXUTTOVEND £767	Diagonal Larder JXXXUDLU2D £2,921	Corner L 1000 JXXXUL10CC £1,132
---------------------------------------	---------------------------------------	--	--	--	--	---	---------------------------------------

LARDER UNITS

300mm JXXXUL30 £507	400mm JXXXUL40 £568	500mm JXXXUL50 £628	600mm JXXXUL60 £705	300mm XT JXXXUTL30 £576	400mm XT JXXXUTL40 £732	500mm XT JXXXUTL50 £779	600mm XT JXXXUTL60 £896
---------------------------	---------------------------	---------------------------	---------------------------	-------------------------------	-------------------------------	-------------------------------	-------------------------------

APPLIANCE / EXTRA TALL APPLIANCE HOUSING W. DRAWERS

Double Oven JXXXUTOVENE £950	Single Oven JXXXUTOVENF £1,061	Double Oven XT JXXXUTTOVENE £1,170	Single Oven XT JXXXUTTOVENF £1,282	Butlers Pantry 1000 JXXXUBPTRY £1,955	Larder 1000 JXXXUL10 £1,143	2 Drawer L 1000 JXXXUL102DR £1,471	3 Drawer L 1000 JXXXUL103DR £1,583
------------------------------------	--------------------------------------	--	--	---	-----------------------------------	--	--

APPLIANCE DOORS

110x596 JXXX11059 £41	140x596 JXXX14059 £43	450x596 JXXX45059 £101	490x596 JXXX49059 £101	570x596 JXXX57059 £103	645x596 JXXX64559 £117	715x346 JXXX71534 £88	715x446 JXXX71544 £102	715x596 JXXX71559 £129	895x596 JXXX89559 £150	980x596 JXXX98059 £191
-----------------------------	-----------------------------	------------------------------	------------------------------	------------------------------	------------------------------	-----------------------------	------------------------------	------------------------------	------------------------------	------------------------------

WIREWORK UNITS

150 Dynamic pull out JXXXUDY15 £324	150 Dynamic Towel JXXXUDY15TOW £377	300 Dynamic pull out JXXXUDY30 £512	300 Dyn Tall Larder JXXXUL30W £1,238	300 Elite Tall Larder JXXXUEL30PUL £1,448	400 Dyn Tall Larder JXXXUL40W £1,325	Elite 500 Maxima JXXXUEL50MAX £1,645	Dyn 500 Maxima JXXXUDY50MAX £1,229
---	---	---	--	---	--	--	--

WIREWORK UNITS

Dyn 600 Maxima JXXXUDY60MAX £1,326	Dyn Corner Unit L JXXXUDYCNRL £1,085	Dyn Corner Unit R JXXXUDYCNRR £1,085	3/4 Car 900x900 JXXXUCAR3/4 £683	3/4 Car 930x930 JXXXUCAR3/4 £786	1/2 Carousel 1000 CB JXXXUCAR1/2 £623	150 Elite Pull Out JXXXUEL15 £406	300 Elite pull out JXXXUEL30 £507
--	--	--	--	--	---	---	---

WIREWORK UNITS

Elite Corner Unit L JXXXUEL30PUL £1,206	Elite Corner Unit R JXXXUEL30PUL £1,206	Combi Elite 450 (R) JXXXUEL450R £1,133	Combi Elite 450 (L) JXXXUEL450L £1,133	Combi Elite 500 (R) JXXXUEL500R £1,170	Combi Elite 500 (L) JXXXUEL500L £1,170	Combi Dyn 450 (R) JXXXUDYCOM45R £1,113	Combi Dyn 450 (L) JXXXUDYCOM45L £1,113
---	---	--	--	--	--	--	--

WIREWORK UNITS

Combi Dyn 500 (R) JXXXUDYCOM50R £1,154	Combi Dyn 500 (L) JXXXUDYCOM50L £1,154	300 Dyn Tall Larder XT JXXXUTL30W £1,343	400 Dyn Tall Larder XT JXXXUTL40W £1,490	Dyn 500 Maxima XT JXXXUDY50MAX £1,380	Dyn 600 Maxima XT JXXXUDY60MAX £1,519	Elite 500 Maxima XT JXXXUTEL50MAX £1,797	300 Elite Tall Larder XT JXXXUTEL30PUL £1,553
--	--	--	--	---	---	--	---

END PANELS & ACCESSORIES

Wall 792x350x22 EP JXXX792E £92	Tall Wall 990x375x22 EP JXXXEND990375 £115	Base 900x650x22 EP JXXX90E £135	Tall 2400x650x22 EP JXXX240E £348	Breakfast Bar/Fall 2400x900x19 EP JXXX24090E £556	Shaped 900x650x22 Shape EP JXXXSHAPE £166	Int Corner Post JXXXCPSHAP £116	Corner Post JXXXCPSHAP70 £125
--	---	--	--	--	--	---------------------------------------	-------------------------------------

ACCESSORIES

Curve Corn/Pel Sq JXXXCRVCRNSQ £116	Curved Plinth JXXXCRVPLI £146	3000 Corn/Pel Sq JXXXCOR £121	Corner Block JXXXCBLOCK £106	3050 Plinth JXXXPLI £125	Curved End Post JXXXCENDPOST £267	Ext Corner Post JXXXCPEXT £117
---	-------------------------------------	-------------------------------------	------------------------------------	--------------------------------	---	--------------------------------------

Wirework corner cabinet sizes:

Dyn/Elite Corner Unit (L/R): 1000mm cabinet, 496mm door | Combi Dyn/Elite 450 (L/R): 900mm cabinet, 446mm door | Combi Dyn/Elite 500 (L/R): 1000mm cabinet, 496mm door
3/4 Car 900x900: 900 x 900mm cabinet, 2 x 313mm doors | 1/2 Carousel 1000 CB: 1000mm cabinet, 496mm door

LUCENTE MATT

- Handleless door
- Matt
- 22mm MDF
- Painted



Replace 'XXX' with the number next to the door colour you require:
 Anthracite 332 Cashmere 334 Dust Grey 336 Fir Green 338
 Indigo 337 Light Grey 331 White 330

Replace 'U' with the letter next to the Quickcab carcass colour you require:
 Dust Grey D Ivory I Light Grey L Oak K White W

BASE UNITS

150mm JXXXU15B £198	300mm JXXXU30B £226	350mm JXXXU35B £241	400mm JXXXU40B £251	450mm JXXXU45B £259	500mm JXXXU50B £272	600mm JXXXU60B £294	260mm JXXXU26B £222
---------------------------	---------------------------	---------------------------	---------------------------	---------------------------	---------------------------	---------------------------	---------------------------

Under Oven Housing JXXXUOIH £233	700mm JXXXU70B £367	800mm JXXXU80B £371	900mm JXXXU90B £385	1000mm JXXXU10B £406	Belfast 455mm (h) JXXXUBEL455 £296	Belfast 495mm (h) JXXXUBEL495 £296
--	---------------------------	---------------------------	---------------------------	----------------------------	--	--

DRAWER LINE UNITS incl. 1 drawer box

300mm JXXXU30DL1 £381	400mm JXXXU40DL1 £416	500mm JXXXU50DL1 £430	600mm JXXXU60DL1 £457	800mm JXXXU80DL2 £697	1000mm JXXXU10DL2 £725	1000 Dyn Under sink JXXXUUNDSINK £1,018
-----------------------------	-----------------------------	-----------------------------	-----------------------------	-----------------------------	------------------------------	---

SINK BASE UNITS incl. dummy drawer

500mm dummy drawer JXXXU50DLO £277	600mm dummy drawer JXXXU60DLO £308	800mm dummy drawer JXXXU80DLO £407	1000mm dummy drawer JXXXU10DLO £430	800mm 1 drawer JXXXU80DL1 £552	1000mm 1 drawer JXXXU10DL1 £577	Base Curve JXXXUCRVB £694	1970mm Tall Curve JXXUETRADIUS £2,022	1970x260mm JXXUETBASE26 £615
---	---	---	--	---	--	---------------------------------	---	------------------------------------

CORNER & CURVE BASE UNITS

800mm JXXXU80CB4 £414	900mm JXXXU90CB £433	1000mm CB5 JXXXU10CB5 £443	1000mm CB6 JXXXU10CB6 £460	900x900mm L JXXXUCBASE £490	930x930mm L JXXXUCBASE930 £564
-----------------------------	----------------------------	----------------------------------	----------------------------------	-----------------------------------	--------------------------------------

2 DRAWER UNITS

500mm JXXXU502D £719	600mm JXXXU602D £749	800mm JXXXU802D £858	900mm JXXXU902D £888	1000mm JXXXU102D £917	500mm JXXXU503D £819	600mm JXXXU603D £849	800mm JXXXU803D £971
----------------------------	----------------------------	----------------------------	----------------------------	-----------------------------	----------------------------	----------------------------	----------------------------

3 DRAWER UNITS

900mm JXXXU903D £1,011	1000mm JXXXU103D £1,014	400mm JXXXU404D £895	500mm JXXXU504D £924	600mm JXXXU604D £957	300mm JXXXU305D £1000	500mm JXXXUSMART50 £2,033	600mm JXXXUSMART60 £2,147
------------------------------	-------------------------------	----------------------------	----------------------------	----------------------------	-----------------------------	---------------------------------	---------------------------------

2 DRAWER UNITS WITH INTERNAL DRAWER

500mm JXXXU50INT2D £892	600mm JXXXU60INT2D £919	800mm JXXXU80INT2D £1,047	900mm JXXXU90INT2D £1,072	1000mm JXXXU10INT2D £1,105	150mm JXXXU15W £189	300mm JXXXU30W £211	350mm JXXXU35W £229
-------------------------------	-------------------------------	---------------------------------	---------------------------------	----------------------------------	---------------------------	---------------------------	---------------------------

WALL UNITS

400mm JXXXU40W £235	450mm JXXXU45W £243	500mm JXXXU50W £252	600mm JXXXU60W £280	700mm JXXXU70W £367	800mm JXXXU80W £375	900mm JXXXU90W £388	1000mm JXXXU10W £407
---------------------------	---------------------------	---------------------------	---------------------------	---------------------------	---------------------------	---------------------------	----------------------------

CORNER & CURVE WALL UNITS

Wall Curve JXXXUCRVW £688	600x600mm L JXXXUCWL £471	630x630mm L JXXXUCWL630 £542	600x600mm D JXXXUCWS £441	600x300mm Conv JXXXU30D60W £438	600x300mm Conv JXXXU30D60WCP £482	500mm JXXXUWALL50G £519
---------------------------------	---------------------------------	------------------------------------	---------------------------------	---------------------------------------	---	-------------------------------

BRIDGING UNITS 288mm or 360mm tall, incl. gas lift mechanism

360 x 500mm JXXXU50BR £244	360 x 600mm JXXXU60BR £257	360 x 800mm JXXXU80BR £382	360 x 900mm JXXXU90BR £401	360 x 1000mm JXXXU10BR £421	600x600mm Tall L JXXXU9CWL £587	630x630mm Tall L JXXXU9CWL630 £675	600x600mm Tall D JXXXU9CWS £527
----------------------------------	----------------------------------	----------------------------------	----------------------------------	-----------------------------------	---------------------------------------	--	---------------------------------------

TALL CURVE WALL UNIT (900mm tall)

Tall Wall Curve JXXXUCRV90W £1,143	600mm JXXXU60BF £606	1000mm JXXXU10BF £856	720x600mm Micro JXXXUMICRO60 £565	900x600mm Micro JXXXUMICRO90 £581
--	----------------------------	-----------------------------	---	---

BI-FOLD UNITS (720mm tall) incl. bi-fold mechanism

MICRO WALL HOUSING KITS see p. 16 for contents

TALL WALL UNITS (900mm tall)

300mm JXXXU309W £215	400mm JXXXU409W £311	450mm JXXXU459W £358	500mm JXXXU509W £347	600mm JXXXU609W £377	800mm JXXXU809W £494	900mm JXXXU909W £571	1000mm JXXXU109W £597
----------------------------	----------------------------	----------------------------	----------------------------	----------------------------	----------------------------	----------------------------	-----------------------------

APPLIANCE HOUSING see p. 8 for door configurations

50/50 Fridge 980 JXXXUFF50 £740	50/50 Fridge 895 JXXXUFF90 £706	70/30 Fridge JXXXUFF70 £705	Double Oven JXXXUTOVENA £559	Single Oven JXXXUTOVENB £591	Single + Micro 380 JXXXUTOVENC £556	Single + Micro 460 JXXXUTOVEND £556
---------------------------------------	---------------------------------------	-----------------------------------	------------------------------------	------------------------------------	---	---

EXTRA TALL APPLIANCE HOUSING (2150mm tall) see p. 8 for door configurations

50/50 Fridge XT JXXXUTFF50 £958	70/30 Fridge XT JXXXUTFF70 £896	Single Oven XT JXXXUTTOVENA £827	Double Oven XT JXXXUTTOVENB £779	Sgl + Micro 380 XT JXXXUTTOVENC £734	Sgl + Micro 460 XT JXXXUTTOVEND £767	Diagonal Larder JXXXUDLU2D £2,921	Corner L 1000 JXXXU10CC £1,132
---------------------------------------	---------------------------------------	--	--	--	--	---	--------------------------------------

LARDER UNITS see p. 8 for door configurations

300mm JXXXUL30 £507	400mm JXXXUL40 £568	500mm JXXXUL50 £628	600mm JXXXUL60 £705	300mm XT JXXXUTL30 £576	400mm XT JXXXUTL40 £732	500mm XT JXXXUTL50 £779	600mm XT JXXXUTL60 £896
---------------------------	---------------------------	---------------------------	---------------------------	-------------------------------	-------------------------------	-------------------------------	-------------------------------

APPLIANCE / EXTRA TALL APPLIANCE HOUSING W. DRAWERS p.6 for door configs.

Double Oven JXXXUTOVENE £950	Single Oven JXXXUTOVENF £1,061	Double Oven XT JXXXUTTOVENE £1,170	Single Oven XT JXXXUTTOVENF £1,282	Butlers Pantry 1000 JXXXUBPTRY £1,955	Larder 1000 JXXXUL10 £1,143	2 Drawer L 1000 JXXXUL102DR £1,471	3 Drawer L 1000 JXXXUL103DR £1,583
------------------------------------	--------------------------------------	--	--	---	-----------------------------------	--	--

APPLIANCE DOORS

110x596 JXXX11059 £41	140x596 JXXX14059 £43	450x596 JXXX45059 £101	490x596 JXXX49059 £101	570x596 JXXX57059 £103	645x596 JXXX64559 £117	980x596 JXXX98059 £191
-----------------------------	-----------------------------	------------------------------	------------------------------	------------------------------	------------------------------	------------------------------

WIREWORK UNITS incl. cab, doors & pull out wirework

150 Dynamic pull out JXXXUDY15 £324	150 Dynamic Towel JXXXUDY15TOW £377	300 Dynamic pull out JXXXUDY30 £512	300 Dyn Tall Larder JXXXUL30W £1,238	300 Elite Tall Larder JXXXUL30PUL £1,448	400 Dyn Tall Larder JXXXUL40W £1,325	Elite 500 Maxima JXXXUL50MAX £1,645	Dyn 500 Maxima JXXXUDY50MAX £1,229
---	---	---	--	--	--	---	--

WIREWORK UNITS incl. cab, doors & pull out wirework

Dyn 600 Maxima JXXXUDY60MAX £1,326	Dyn Corner Unit L JXXXUDYCNRL £1,085	Dyn Corner Unit R JXXXUDYCNRR £1,085	¼ Car 900x900 JXXXUCAR3/4 £683	¼ Car 930x930 JXXXUCAR3/4 £786	½ Carousel 1000 CB JXXXUCAR1/2 £623	150 Elite Pull Out JXXXUEL15 £406	300 Elite pull out JXXXUEL30 £507
--	--	--	--------------------------------------	--------------------------------------	---	---	---

WIREWORK UNITS incl. cab, doors & pull out wirework

Elite Corner Unit L JXXXUEL30PUL £1,206	Elite Corner Unit R JXXXUEL30PUL £1,206	Combi Elite 450 (R) JXXXUJELCOM45R £1,133	Combi Elite 450 (L) JXXXUJELCOM45L £1,133	Combi Elite 500 (R) JXXXUJELCOM50R £1,170	Combi Elite 500 (L) JXXXUJELCOM50L £1,170	Combi Dyn 450 (R) JXXXUDYCOM45R £1,113	Combi Dyn 450 (L) JXXXUDYCOM45L £1,113
---	---	---	---	---	---	--	--

WIREWORK UNITS

Combi Dyn 500 (R) JXXXUDYCOM50R £1,154	Combi Dyn 500 (L) JXXXUDYCOM50L £1,154	300 Dyn Tall Larder XT JXXXUTL30W £1,343	400 Dyn Tall Larder XT JXXXUTL40W £1,490	Dyn 500 Maxima XT JXXXUDY50MAX £1,380	Dyn 600 Maxima XT JXXXUDY60MAX £1,519	Elite 500 Maxima XT JXXXUTEL50MAX £1,797	300 Elite Tall Larder XT JXXXUTEL30PUL £1,553
--	--	--	--	---	---	--	---

END PANELS & ACCESSORIES

WALL 792x350x22 EP JXXX792E £92	TALL WALL 990x375x22 EP JXXXEND990375 £115	BASE 900x650x22 EP JXXX90E £135	TALL 2400x650x22 EP JXXX240E £348	BREAKFAST BAR TABLE 2400x900x19 EP JXXX24090E £556	SHAPED 900x650x22 Shape EP JXXXSHAPE £166	715 x 60 x 60 Int Corner Post JXXXCPSHAP £116	715 x 70 x 70 Corner Post JXXXCPSHAP70 £125
--	---	--	--	---	--	--	--

ACCESSORIES

Curve Corn/Pel Sq JXXXCRVCRNSQ £116	Curved Plinth JXXXCRVPLI £146	3000 Corn/Pel Sq JXXXCOR £121	Corner Block JXXXCBLOCK £106	3050 Plinth JXXXPLI £125	2400 x 80 x 40 Curved End Post JXXXCENDPOST £267	900 x 58 x 58 Ext Corner Post JXXXCPEXT £117
---	-------------------------------------	-------------------------------------	------------------------------------	--------------------------------	---	---

Wirework corner cabinet sizes:

Dyn/Elite Corner Unit (L/R): 1000mm cabinet, 496mm door | Combi Dyn/Elite 450 (L/R): 900mm cabinet, 446mm door | Combi Dyn/Elite 500 (L/R): 1000mm cabinet, 496mm door
 3/4 Car 900x900: 900 x 900mm cabinet, 2 x 313mm doors | 1/2 Carousel 1000 CB: 1000mm cabinet, 496mm door

LUCENTE PAINT TO ORDER

- Handleless door
- Matt
- 22mm MDF
- Matt Paint to Order



AVAILABLE ON A
20 working days*
LEAD TIME

Replace 'XXX' with prefix: **072**
You must also specify your chosen colour:
See page 15 to view our standard paint to order colours available OR
specify 'Bespoke' and provide a colour reference to match to*

Replace 'U' with the letter next to the Quickcab carcass colour you require:
Dust Grey **D** Ivory **I** Light Grey **L** Oak **K** White **W**

* Bespoke colours have a 20 working day lead time.
Surcharge applies on bespoke colours, £260 per 20 frontals.

BASE UNITS

- 150mm JXXU15B **£220**
- 300mm JXXU30B **£256**
- 350mm JXXU35B **£288**
- 400mm JXXU40B **£293**
- 450mm JXXU45B **£303**
- 500mm JXXU50B **£312**
- 600mm JXXU60B **£340**
- 260mm JXXU26B **£255**

- Under Oven Housing JXXU0UH **£255**
- 700mm JXXU70B **£434**
- 800mm JXXU80B **£449**
- 900mm JXXU90B **£466**
- 1000mm JXXU10B **£482**

DRAWER LINE UNITS

- 300mm JXXU30DL1 **£426**
- 400mm JXXU40DL1 **£471**
- 500mm JXXU50DL1 **£487**
- 600mm JXXU60DL1 **£525**
- 800mm JXXU80DL2 **£800**
- 1000mm JXXU10DL2 **£830**
- 1000 Dyn Under sink JXXUUNDSINK **£1,128**

SINK BASE UNITS

- 500mm dummy drawer JXXU50DLO **£333**
- 600mm dummy drawer JXXU60DLO **£369**
- 800mm dummy drawer JXXU80DLO **£498**
- 1000mm dummy drawer JXXU10DLO **£525**
- 800mm 1 drawer JXXU80DL1 **£650**
- 1000mm 1 drawer JXXU10DL1 **£678**

CORNER & CURVE BASE UNITS

- 800mm JXXU80CB4 **£502**
- 900mm JXXU90CB **£509**
- 1000mm CB5 JXXU10CB5 **£519**
- 1000mm CB6 JXXU10CB6 **£542**
- 900x900mm L JXXUCBASE **£561**
- 930x930mm L JXXUCBASE930 **£645**

2 DRAWER UNITS

- 500mm JXXU502D **£786**
- 600mm JXXU602D **£824**
- 800mm JXXU802D **£953**
- 900mm JXXU902D **£986**
- 1000mm JXXU102D **£1,023**

3 DRAWER UNITS

- 900mm JXXU903D **£1,126**
- 1000mm JXXU103D **£1,173**
- 400mm JXXU404D **£985**
- 500mm JXXU504D **£1,011**
- 600mm JXXU604D **£1,053**

2 DRAWER UNITS WITH INTERNAL DRAWER

- 500mm JXXU50INT2D **£961**
- 600mm JXXU60INT2D **£1,001**
- 800mm JXXU80INT2D **£1,076**
- 900mm JXXU90INT2D **£1,154**
- 1000mm JXXU10INT2D **£1,188**

WALL UNITS

- 400mm JXXU40W **£275**
- 450mm JXXU45W **£285**
- 500mm JXXU50W **£296**
- 600mm JXXU60W **£325**
- 700mm JXXU70W **£434**
- 800mm JXXU80W **£452**
- 900mm JXXU90W **£470**
- 1000mm JXXU10W **£483**

CORNER & CURVE WALL UNITS

- Wall Curve JXXUCRVW **£887**
- 600x600mm L JXXUCWL **£462**
- 630x630mm L JXXUCWL630 **£531**
- 600x600mm D JXXUCWS **£488**
- 600x300mm Conv JXXU30D60W **£471**
- 600x300mm Conv JXXU30D60WCP **£518**

BRIDGING UNITS

- 288 x 600mm JXXU60BR288 **£277**
- 288 x 800mm JXXU80BR288 **£411**
- 288 x 900mm JXXU90BR288 **£430**
- 288 x 1000mm JXXU10BR288 **£455**
- 360 x 500mm JXXU50BR **£274**
- 360 x 600mm JXXU60BR **£288**
- 360 x 800mm JXXU80BR **£428**
- 360 x 900mm JXXU90BR **£449**
- 360 x 1000mm JXXU10BR **£474**

TALL CURVE WALL UNIT

- Tall Wall Curve JXXUCRV90W **£1,448**
- 600mm JXXU60BF **£674**
- 1000mm JXXU10BF **£961**

BI-FOLD UNITS

- 720x600mm Micro JXXUMICRO60 **£624**
- 900x600mm Micro JXXUMICRO90 **£665**

BELFAST SINK BASE UNITS

- 600mm wide Belfast 455mm (h) JXXUBEL455 **£333**
- Belfast 495mm (h) JXXUBEL495 **£334**

SINK BASE UNITS

- incl. pull out wirework drawers x 2
- 1000 Dyn Under sink JXXUUNDSINK **£1,128**

CURVE BASE UNITS

- incl. 1 dummy drawer, 1 drawer box
- Base Curve JXXUCRVB **£891**
- 1970mm Tall Curve JXXUETRADIUS **£2,632**
- 1970x260mm JXXUETBASE26 **£702**

3 DRAWER UNITS

- 500mm JXXU503D **£892**
- 600mm JXXU603D **£934**
- 800mm JXXU803D **£1,084**

5 DRW UNITS

- 300mm JXXU305D **£1,085**
- 500mm JXXU505D **£2,210**
- 600mm JXXU605D **£2,345**

WALL UNITS

- 150mm JXXU15W **£208**
- 300mm JXXU30W **£240**
- 350mm JXXU35W **£271**

TALL CORNER WALL UNITS

- 600x600mm Tall L JXXU9CWL **£675**
- 630x630mm Tall L JXXU9CWL630 **£776**
- 600x600mm Tall D JXXU9CWS **£582**

MICRO WALL HOUSING KITS

- 720x600mm Micro JXXUMICRO60 **£624**
- 900x600mm Micro JXXUMICRO90 **£665**

TALL WALL UNITS

- 300mm JXXU309W **£511**
- 400mm JXXU409W **£536**
- 450mm JXXU459W **£583**
- 500mm JXXU509W **£599**
- 600mm JXXU609W **£441**
- 800mm JXXU809W **£579**
- 900mm JXXU909W **£663**
- 1000mm JXXU109W **£696**

APPLIANCE HOUSING

- 50/50 Fridge 980 JXXUFF50 **£892**
- 50/50 Fridge 895 JXXUFF90 **£849**
- 70/30 Fridge JXXUFF70 **£840**
- Double Oven JXXUTOVENA **£642**
- Single Oven JXXUTOVENB **£697**
- Single + Micro 380 JXXUTOVENC **£654**
- Single + Micro 460 JXXUTOVEND **£631**

EXTRA TALL APPLIANCE HOUSING

- 50/50 Fridge XT JXXUTFF50 **£1,155**
- 70/30 Fridge XT JXXUTFF70 **£1,054**
- Single Oven XT JXXUTTOVENA **£942**
- Double Oven XT JXXUTTOVENB **£886**
- Sgl + Micro 380 XT JXXUTTOVENC **£852**
- Sgl + Micro 460 XT JXXUTTOVEND **£862**
- Diagonal Larder JXXUDLU2D **£3,214**
- Corner L 1000 JXXUL10CC **£1,560**

LARDER UNITS

- 300mm JXXUL30 **£582**
- 400mm JXXUL40 **£663**
- 500mm JXXUL50 **£743**
- 600mm JXXUL60 **£840**
- 300mm XT JXXUTL30 **£702**
- 400mm XT JXXUTL40 **£837**
- 500mm XT JXXUTL50 **£909**
- 600mm XT JXXUTL60 **£1,013**

APPLIANCE / EXTRA TALL APPLIANCE HOUSING W. DRAWERS

- Double Oven JXXUTOVENE **£1,054**
- Single Oven JXXUTOVENF **£1,184**
- Double Oven XT JXXUTTOVENE **£1,295**
- Single Oven XT JXXUTTOVENF **£1,429**
- Butlers Pantry 1000 JXXUKBPTRY **£2,347**
- Larder 1000 JXXUL10 **£1,372**
- 2 Drawer L 1000 JXXUL102DR **£1,766**
- 3 Drawer L 1000 JXXUL103DR **£1,900**

APPLIANCE DOORS

- 110x596 JXX11059 **£55**
- 140x596 JXX14059 **£57**
- 450x596 JXX45059 **£129**
- 490x596 JXX49059 **£129**
- 570x596 JXX57059 **£141**
- 645x596 JXX64559 **£156**
- 715x346 JXX71534 **£96**
- 715x446 JXX71544 **£106**
- 715x596 JXX71559 **£170**
- 895x596 JXX89559 **£204**
- 980x596 JXX98059 **£260**

WIREWORK UNITS

- 150 Dynamic pull out JXXUDY15 **£354**
- 150 Dynamic Towel JXXUDY15TOW **£406**
- 300 Dynamic pull out JXXUDY30 **£456**
- 300 Dyn Tall Larder JXXUL30W **£1,344**
- 300 Elite Tall Larder JXXUL30PUL **£1,565**
- 400 Dyn Tall Larder JXXUL40W **£1,454**
- Elite 500 Maxima JXXUL50MAX **£1,805**
- Dyn 500 Maxima JXXUL50MAX **£1,368**

WIREWORK UNITS

- Dyn 600 Maxima JXXUDY60MAX **£1,489**
- Dyn Corner Unit L JXXUDYCNRL **£1,188**
- Dyn Corner Unit R JXXUDYCNRR **£1,188**
- 3/4 Car 900x900 JXXUCAR3/4 **£767**
- 3/4 Car 930x930 JXXUCAR3/4 **£882**
- 1/2 Carousel 1000 CB JXXUCAR1/2 **£706**
- 150 Elite Pull Out JXXUL15 **£438**
- 300 Elite pull out JXXUL30 **£549**

WIREWORK UNITS

- Elite Corner Unit L JXXUELCNRL **£1,315**
- Elite Corner Unit R JXXUELCNRR **£1,315**
- Combi Elite 450 (R) JXXUELCOM45R **£1,239**
- Combi Elite 450 (L) JXXUELCOM45L **£1,239**
- Combi Elite 500 (R) JXXUELCOM50R **£1,276**
- Combi Elite 500 (L) JXXUELCOM50L **£1,276**
- Combi Dyn 450 (R) JXXUDYCOM45R **£1,222**
- Combi Dyn 450 (L) JXXUDYCOM45L **£1,222**

WIREWORK UNITS

- Combi Dyn 500 (R) JXXUDYCOM50R **£1,259**
- Combi Dyn 500 (L) JXXUDYCOM50L **£1,259**
- 300 Dyn Tall Larder XT JXXUTL30W **£1,326**
- 400 Dyn Tall Larder XT JXXUTL40W **£1,459**
- Dyn 500 Maxima XT JXXUTDY50MAX **£1,323**
- Dyn 600 Maxima XT JXXUTDY60MAX **£1,442**
- Elite 500 Maxima XT JXXUTEL50MAX **£1,758**
- 300 Elite Tall Larder XT JXXUTEL30PUL **£1,544**

END PANELS & ACCESSORIES

- WALL 792x350x22 EP JXX792E **£137**
- TALL WALL 990x375x22 EP JXXEND990375 **£145**
- BASE 900x650x22 EP JXX90E **£176**
- TALL 2400x650x22 EP JXX240E **£475**
- BREAKFAST HALF TABLE 2400x900x19 EP JXX24090E **£635**
- SHAPED 900x650x22 Shape EP JXXSHAPE **£218**
- Int Corner Post JXXCPSHAP **£148**
- Slab Corner Post JXXCPSHAP70 **£162**

ACCESSORIES

- Curve Corn/Pel Sq JXXCRVCRNSQ **£156**
- Curved Plinth JXXCRVPLI **£207**
- 3000 Corn/Pel Sq JXXCOR **£162**
- Corner Block JXXCBLOCK **£133**
- 3050 Plinth JXXPLI **£166**
- Curved End Post JXXCENDPOST **£318**
- Ext Corner Post JXXCPEXT **£160**

Wirework corner cabinet sizes:

Dyn/Elite Corner Unit (L/R): 1000mm cabinet, 496mm door | Combi Dyn/Elite 450 (L/R): 900mm cabinet, 446mm door | Combi Dyn/Elite 500 (L/R): 1000mm cabinet, 496mm door
3/4 Car 900x900: 900 x 900mm cabinet, 2 x 313mm doors | 1/2 Carousel 1000 CB: 1000mm cabinet, 496mm door

NEWMARKET

- 5pc slim frame shaker door with flat centre panel, no grooves
- Solid ash frame, veneered centre panel
- 20mm thick
- Matt painted



Replace 'XXX' with the number next to the door colour you require:

- Dust Grey 452 Indigo 453
Ivory 450 Light Grey 451

Replace 'U' with the letter next to the Quickcab carcass colour you require:

- Dust Grey D Ivory I Light Grey L Oak K White W

BASE UNITS

- 150mm JXXU15B £221
300mm JXXU30B £245
350mm JXXU35B £263
400mm JXXU40B £271
450mm JXXU45B £275
500mm JXXU50B £280
600mm JXXU60B £312
260mm JXXU26B £260

- Under Oven Housing JXXU0UH £241
700mm JXXU70B £386
800mm JXXU80B £406
900mm JXXU90B £416
1000mm JXXU10B £420

DRAWER LINE UNITS

- 300mm JXXU30DL1 £415
400mm JXXU40DL1 £441
500mm JXXU50DL1 £467
600mm JXXU60DL1 £494
800mm JXXU80DL2 £746
1000mm JXXU10DL2 £793
1000mm Dyn Under sink JXXUUNDSINK £1,040

SINK BASE UNITS

- 500mm dummy drawer JXXU50DLO £318
600mm dummy drawer JXXU60DLO £344
800mm dummy drawer JXXU80DLO £453
1000mm dummy drawer JXXU10DLO £496

SINK BASE UNITS

- 800mm 1 drawer JXXU80DL1 £598
1000mm 1 drawer JXXU10DL1 £648

CORNER & CURVE BASE UNITS

- 800mm JXXU80CB4 £391
900mm JXXU90CB £397
1000mm CB5 JXXU10CB5 £400
1000mm CB6 JXXU10CB6 £426
900x900mm L JXXUCBASE £525
930x930mm L JXXUCBASE930 £604
Base Curve JXXUCRVB £587

2 DRAWER UNITS

- 500mm JXXU502D £750
600mm JXXU602D £785
800mm JXXU802D £888
900mm JXXU902D £914
1000mm JXXU102D £940

3 DRAWER UNITS

- 900mm JXXU903D £1,048
1000mm JXXU103D £1,063

2 DRAWER UNITS WITH INTERNAL DRAWER

- 500mm JXXU50INT2D £919
600mm JXXU60INT2D £954
800mm JXXU80INT2D £1,075
900mm JXXU90INT2D £1,103
1000mm JXXU10INT2D £1,132

WALL UNITS

- 400mm JXXU40W £251
450mm JXXU45W £256
500mm JXXU50W £263
600mm JXXU60W £296
700mm JXXU70W £389
800mm JXXU80W £408
900mm JXXU90W £419
1000mm JXXU10W £421

CORNER WALL UNITS

- 600x600mm L JXXUCWL £544
630x630mm L JXXUCWL630 £626
600x600mm D JXXUCWS £462
600x300mm Conv JXXU30D60W £498
600x300mm Conv JXXU30D60WCP £548
500mm JXXUWALL50G £401
600mm JXXUWALL60G £522

BRIDGING UNITS

- 288 x 600mm JXXU60BR288 £262
288 x 800mm JXXU80BR288 £379
288 x 900mm JXXU90BR288 £398
288 x 1000mm JXXU10BR288 £418
360 x 500mm JXXU50BR £260
360 x 600mm JXXU60BR £272
360 x 800mm JXXU80BR £396
360 x 900mm JXXU90BR £414
360 x 1000mm JXXU10BR £434

BI-FOLD UNITS

- 500mm JXXU50BF £608
600mm JXXU60BF £635
800mm JXXU80BF £838
900mm JXXU90BF £859
1000mm JXXU10BF £880

BELFAST SINK BASE UNITS

- 600mm wide
Belfast 455mm (h) JXXUBEL455 £304
Belfast 495mm (h) JXXUBEL495 £316

SINK BASE UNITS

- incl. pull out wirework drawers x 2

SINK BASE UNITS

- 1 dummy drawer, 1 drawer box

3 DRAWER UNITS

- 500mm JXXU503D £866
600mm JXXU603D £901
800mm JXXU803D £1,021

5 DRW UNIT

- 300mm JXXU505D £1,053
500mm JXXU505D £2,088
600mm JXXU505D £2,206

WALL UNITS

- 150mm JXXU15W £208
300mm JXXU30W £230
350mm JXXU35W £243

CURVE WALL UNITS

- Wall Curve JXXUCRVW £583

GLAZED WALL UNITS

- 500mm JXXUWALL50G £401
600mm JXXUWALL60G £522

TALL CORNER WALL UNITS

- 600x600mm Tall D JXXU9CWS £554
630x630mm Tall L JXXU9CWL630 £783

MICRO WALL HOUSING KITS

- 720x600mm Micro JXXUMICRO60 £607
900x600mm Micro JXXUMICRO90 £621

TALL WALL UNITS

- 300mm JXXU309W £295
400mm JXXU409W £334
450mm JXXU459W £366
500mm JXXU509W £373
600mm JXXU609W £419
800mm JXXU809W £538
900mm JXXU909W £630
1000mm JXXU109W £644

APPLIANCE HOUSING

- 50/50 Fridge 980 JXXUFF50 £764
50/50 Fridge 895 JXXUFF90 £797
70/30 Fridge JXXUFF70 £745
Double Oven JXXUTOVENA £604
Single Oven JXXUTOVENB £644
Single + Micro 380 JXXUTOVENC £592
Single + Micro 460 JXXUTOVEND £578

EXTRA TALL APPLIANCE HOUSING

- 50/50 Fridge XT JXXUTFF50 £992
70/30 Fridge XT JXXUTFF70 £957
Single Oven XT JXXUTTOVENA £869
Double Oven XT JXXUTTOVENB £832
Sgl + Micro 380 XT JXXUTTOVENC £787
Sgl + Micro 460 XT JXXUTTOVEND £800
Diagonal Larder JXXUDLU2D £2,953
Corner L 1000 JXXUL10CC £1,243

LARDER UNITS

- 300mm JXXUL30 £545
400mm JXXUL40 £612
500mm JXXUL50 £663
600mm JXXUL60 £743
300mm XT JXXUTL30 £660
400mm XT JXXUTL40 £780
500mm XT JXXUTL50 £832
600mm XT JXXUTL60 £957

APPLIANCE / EXTRA TALL APPLIANCE HOUSING W. DRAWERS

- Double Oven JXXUTOVENE £1,010
Single Oven JXXUTOVENF £1,114
Double Oven XT JXXUTTOVENE £1,238
Single Oven XT JXXUTTOVENF £1,343
Butlers Pantry 1000 JXXUKBPTRY £2,067
Larder 1000 JXXUL10 £1,254
2 Drawer L 1000 JXXUL102DR £1,571
3 Drawer L 1000 JXXUL103DR £1,680

APPLIANCE DOORS

- 110x596 JXX11059 £46
140x596 JXX14059 £54
450x596 JXX45059 £107
490x596 JXX49059 £116
570x596 JXX57059 £125
645x596 JXX64559 £137
715x346 JXX71534 £110
715x446 JXX71544 £117
715x596 JXX71559 £146
895x596 JXX89559 £188
980x596 JXX98059 £200

WIREWORK UNITS

- 300 Elite Pull Out JXXUEL30 £532
150 Dynamic pull out JXXUDY15 £349
150 Dynamic Towel JXXUDY15TOW £401
300 Dyn Pull Out JXXUDY30 £442
300 Dyn Tall Larder JXXUL30W £1,290
300 Elite Tall Larder JXXUL30PUL £1,503
400 Dyn Tall Larder JXXUL40W £1,378
500 Elite Maxima JXXUL50MAX £1,694

WIREWORK UNITS

- 500 Dyn Maxima JXXUDY50MAX £1,273
600 Dyn Maxima JXXUDY60MAX £1,373
Dyn Corner Unit (R/L) JXXUDYCNRR/L £1,050
¼ Car 900x900 JXXUCAR3/4 £723
¼ Car 930x930 JXXUCAR3/4 £832
½ Carousel 1000 CB JXXUCAR1/2 £581
Elite Corner Unit (R/L) JXXUCNRR/L £1,240
Combi Elite 450 (R/L) JXXULCOM45R/L £1,107

WIREWORK UNITS

- Combi Elite 500 (R/L) JXXULCOM50R/L £1,136
Combi Dyn 450 (R/L) JXXUDYCOM45R/L £1,088
Combi Dyn 500 (R/L) JXXUDYCOM50R/L £1,117
300 Dyn Tall Larder XT JXXUTL30W £1,384
400 Dyn Tall Larder XT JXXUTL40W £1,528
500 Elite Maxima XT JXXUL50MAX £1,843
300 Elite Tall Larder XT JXXUTL30PUL £1,596
500 Dyn Maxima XT JXXUTDY50MAX £1,420

EX. TALL WIREWORK

- 600 Dyn Maxima XT JXXUTDY60MAX £1,565
792x350x20 EP T&G JXX780ETG £81
990x375x20 EP T&G JXXEND990375TG £122
900x650x20 EP T&G JXX90ETG £140
2400x650x20 EP T&G JXX240ETG £337
900x2100x20 EP T&G JXX21090ETG £494
792x350x20 EP JXX780E £66
990x375x20 EP JXXEND990375 £96

END PANELS & ACCESSORIES

- 900x650x20 EP JXX90E £107
2400x650x20 EP JXX240E £264
3000 Tang Cornice JXXXCORTAN £84
Curved Plinth JXXXCVRPLI £181
2800 Plinth JXXXP LI £97
3000 Corn/Pel Sq JXXXCOR £83
Curve Corn/Pel Sq JXXXCVRNRSQ £302
3050 In Frame Profile JXXXP RO £91

ACCESSORIES

- Curv Tang Cornice JXXXCCTC £240
3000 Tang Pelmet JXXXP EL SOLID £81
Curv Tang Pelmet JXXXCCTP £185
Straight End Pillar JXXXCENDPILLAR £164
Curved End Pillar JXXXCENDPILLAR £165
Curve Corn Block JXXXC CB £55
Corner Post Pair JXXXCPOSTPAIR £65
Floor Column JXXCFLOORCOL £222

ACCESSORIES

- Mantel Kit: 1 x Shelf 1 x Top 2 x Side 2 x Corbel JXXXMANTELKIT £1,248
Mantel Shelf JXXXMANTELSHELF £295
Mantel Top JXXXMANTELTOP £295
Mantel Corbel JXXXMANTELBKT £106
Mantel Side JXXXMANTELSIDE £156
Barrel Pilaster JXXXBARREL £219
1500 Bottle Rack JXXXBOTTLE £76
1200 Plate Rack JXXXP LATE £230

NEWMARKET PAINT TO ORDER

- 5pc slim frame shaker door with flat centre panel, no grooves
- Solid ash frame, veneered centre panel
- 20mm thick
- Matt Paint to Order



Replace 'XXX' with prefix: **456**
 You must also specify your chosen colour:
 See page 15 to view our standard paint to order colours available OR
 specify 'Bespoke' and provide a colour reference to match to*

Replace 'U' with the letter next to the Quickcab carcass colour you require:
 Dust Grey **D** Ivory **I** Light Grey **L** Oak **K** White **W**

* Bespoke colours have a 20 working day lead time.
 Surcharge applies on bespoke colours, £260 per 20 frontals.



BASE UNITS

150mm JXXU15B £236	300mm JXXU30B £262	350mm JXXU35B £281	400mm JXXU40B £287	450mm JXXU45B £295	500mm JXXU50B £299	600mm JXXU60B £331	260mm JXXU26B £275
--------------------------	--------------------------	--------------------------	--------------------------	--------------------------	--------------------------	--------------------------	--------------------------

Under Oven Housing JXXU15UH £256	700mm JXXU70B £412	800mm JXXU80B £451	900mm JXXU90B £444	1000mm JXXU100B £449	Belfast 455mm (h) JXXUBEL455 £326	Belfast 495mm (h) JXXUBEL495 £336
--	--------------------------	--------------------------	--------------------------	----------------------------	---	---

DRAWER LINE UNITS

300mm JXXU30DL1 £440	400mm JXXU40DL1 £471	500mm JXXU50DL1 £498	600mm JXXU60DL1 £526	800mm JXXU80DL2 £797	1000mm JXXU10DL2 £849	1000 Dyn Under sink JXXUUNDSINK £1,112
----------------------------	----------------------------	----------------------------	----------------------------	----------------------------	-----------------------------	--

SINK BASE UNITS

500mm dummy drawer JXXU50DLO £339	600mm dummy drawer JXXU60DLO £368	800mm dummy drawer JXXU80DLO £483	1000mm dummy drawer JXXU10DLO £530	800mm 1 drawer JXXU80DL1 £639	1000mm 1 drawer JXXU10DL1 £688
--	--	--	---	--	---

CORNER & CURVE BASE UNITS

800mm JXXU80CB4 £419	900mm JXXU90CB £423	1000mm CB5 JXXU10CB5 £428	1000mm CB6 JXXU10CB6 £455	900x900mm L JXXUCBASE £561	930x930mm L JXXUCBASE930 £645	Base Curve JXXUCRVB £627
----------------------------	---------------------------	---------------------------------	---------------------------------	----------------------------------	-------------------------------------	--------------------------------

2 DRAWER UNITS

500mm JXXU502D £800	600mm JXXU602D £837	800mm JXXU802D £948	900mm JXXU902D £976	1000mm JXXU102D £1,003	500mm JXXU503D £925	600mm JXXU603D £959	800mm JXXU803D £1,088
---------------------------	---------------------------	---------------------------	---------------------------	------------------------------	---------------------------	---------------------------	-----------------------------

3 DRAWER UNITS

900mm JXXU903D £1,117	1000mm JXXU103D £1,135	400mm JXXU404D £981	500mm JXXU504D £1,026	600mm JXXU604D £1,066	300mm JXXU305D £1,125	500mm JXXUSMART50 £2,315	600mm JXXUSMART60 £2,456
-----------------------------	------------------------------	---------------------------	-----------------------------	-----------------------------	-----------------------------	--------------------------------	--------------------------------

2 DRAWER UNITS WITH INTERNAL DRAWER

500mm JXXU50INT2D £981	600mm JXXU60INT2D £1,017	800mm JXXU80INT2D £1,143	900mm JXXU90INT2D £1,176	1000mm JXXU10INT2D £1,208	150mm JXXU15W £221	300mm JXXU30W £245	350mm JXXU35W £260
------------------------------	--------------------------------	--------------------------------	--------------------------------	---------------------------------	--------------------------	--------------------------	--------------------------

WALL UNITS

400mm JXXU40W £270	450mm JXXU45W £274	500mm JXXU50W £281	600mm JXXU60W £317	700mm JXXU70W £412	800mm JXXU80W £435	900mm JXXU90W £445	1000mm JXXU10W £451
--------------------------	--------------------------	--------------------------	--------------------------	--------------------------	--------------------------	--------------------------	---------------------------

CORNER & CURVE WALL UNITS

Wall Curve JXXUCRVW £623	600x600mm L JXXUCWL £581	630x630mm L JXXUCWL630 £668	600x600mm D JXXUCWS £492	600x300mm Conv JXXU30D60W £542	600x300mm Conv JXXU30D60WCP £596
--------------------------------	--------------------------------	-----------------------------------	--------------------------------	--------------------------------------	--

BRIDGING UNITS

360 x 500mm JXXU50BR £275	288 x 600mm JXXU60BR288 £277	288 x 800mm JXXU80BR288 £407	288 x 900mm JXXU90BR288 £425	288 x 1000mm JXXU10BR288 £443	360 x 600mm JXXU60BR £288	360 x 800mm JXXU80BR £423	360 x 900mm JXXU90BR £443	360 x 1000mm JXXU10BR £462
---------------------------------	------------------------------------	------------------------------------	------------------------------------	-------------------------------------	---------------------------------	---------------------------------	---------------------------------	----------------------------------

BI-FOLD UNITS

500mm JXXU50BF £649	600mm JXXU60BF £676	800mm JXXU80BF £892	900mm JXXU90BF £916	1000mm JXXU10BF £938	720x600mm Micro JXXUMICRO60 £649	900x600mm Micro JXXUMICRO90 £696
---------------------------	---------------------------	---------------------------	---------------------------	----------------------------	--	--

BELFAST SINK BASE UNITS

600mm wide	Belfast 455mm (h) JXXUBEL455 £326	Belfast 495mm (h) JXXUBEL495 £336
------------	---	---

SINK BASE UNITS

incl. pull out wirework drawers x 2	1000 Dyn Under sink JXXUUNDSINK £1,112
-------------------------------------	--

SINK BASE UNITS

incl. 1 dummy drawer, 1 drawer box	800mm 1 drawer JXXU80DL1 £639	1000mm 1 drawer JXXU10DL1 £688
------------------------------------	--	---

3 DRAWER UNITS

500mm JXXU503D £925	600mm JXXU603D £959	800mm JXXU803D £1,088
---------------------------	---------------------------	-----------------------------

5 DRW UNIT

300mm JXXU305D £1,125	500mm JXXUSMART50 £2,315	600mm JXXUSMART60 £2,456
-----------------------------	--------------------------------	--------------------------------

WALL UNITS

150mm JXXU15W £221	300mm JXXU30W £245	350mm JXXU35W £260
--------------------------	--------------------------	--------------------------

TALL CORNER WALL UNITS

600x600mm Tall D JXXU9CWS £589	630x630mm Tall L JXXU9CWL630 £835
--------------------------------------	---

MICRO WALL HOUSING KITS

720x600mm Micro JXXUMICRO60 £649	900x600mm Micro JXXUMICRO90 £696
--	--

TALL WALL UNITS

300mm JXXU309W £314	400mm JXXU409W £356	450mm JXXU459W £389	500mm JXXU509W £399	600mm JXXU609W £445	800mm JXXU809W £575	900mm JXXU909W £673	1000mm JXXU109W £687
---------------------------	---------------------------	---------------------------	---------------------------	---------------------------	---------------------------	---------------------------	----------------------------

APPLIANCE HOUSING

50/50 Fridge 980 JXXUFF50 £816	50/50 Fridge 895 JXXUFF90 £850	70/30 Fridge JXXUFF70 £791	Double Oven JXXUTOVENA £642	Single Oven JXXUTOVENB £687	Single + Micro 380 JXXUTOVENC £631	Single + Micro 460 JXXUTOVEND £616
--------------------------------------	--------------------------------------	----------------------------------	-----------------------------------	-----------------------------------	--	--

EXTRA TALL APPLIANCE HOUSING

50/50 Fridge XT JXXUTFF50 £1,060	70/30 Fridge XT JXXUTFF70 £1,023	Single Oven XT JXXUTTOVENA £927	Double Oven XT JXXUTTOVENB £887	Sgl + Micro 380 XT JXXUTTOVENC £839	Sgl + Micro 460 XT JXXUTTOVEND £854	Diagonal Larder JXXUDLU2D £3,246	Corner L 1000 JXXUL10CC £1,493
--	--	---------------------------------------	---------------------------------------	---	---	--	--------------------------------------

LARDER UNITS

300mm JXXUL30 £582	400mm JXXUL40 £652	500mm JXXUL50 £708	600mm JXXUL60 £791	300mm XT JXXUTL30 £704	400mm XT JXXUTL40 £832	500mm XT JXXUTL50 £887	600mm XT JXXUTL60 £1,023
--------------------------	--------------------------	--------------------------	--------------------------	------------------------------	------------------------------	------------------------------	--------------------------------

APPLIANCE / EXTRA TALL APPLIANCE HOUSING W. DRAWERS

Double Oven JXXUTOVENE £1,076	Single Oven JXXUTOVENF £1,217	Double Oven XT JXXUTTOVENE £1,321	Single Oven XT JXXUTTOVENF £1,431	Butlers Pantry 1000 JXXUBPTRY £2,481	Larder 1000 JXXUL10 £1,505	2 Drawer L 1000 JXXUL102DR £1,885	3 Drawer L 1000 JXXUL103DR £2,017
-------------------------------------	-------------------------------------	---	---	--	----------------------------------	---	---

APPLIANCE DOORS

110x596 JXX11059 £49	140x596 JXX14059 £56	450x596 JXX45059 £115	490x596 JXX49059 £124	570x596 JXX57059 £133	645x596 JXX64559 £145	715x346 JXX71534 £117	715x446 JXX71544 £125	715x596 JXX71559 £156	895x596 JXX89559 £200	980x596 JXX98059 £213
----------------------------	----------------------------	-----------------------------	-----------------------------	-----------------------------	-----------------------------	-----------------------------	-----------------------------	-----------------------------	-----------------------------	-----------------------------

WIREWORK UNITS

300 Elite pull out JXXUEL30 £567	150 Dynamic pull out JXXUDY15 £373	150 Dynamic Towel JXXUDY15TOW £430	300 Dynamic pull out JXXUDY30 £358	300 Dyn Tall Larder JXXUL30W £1,374	300 Elite Tall Larder JXXUEL30PUL £1,604	400 Dyn Tall Larder JXXUL40W £1,471	Elite 500 Maxima JXXUEL50MAX £1,810
--	--	--	--	---	--	---	---

WIREWORK UNITS

Dyn 500 Maxima JXXUDY50MAX £1,357	Dyn 600 Maxima JXXUDY60MAX £1,466	Dyn Corner Unit (R/L) JXXUDYCNRR/L £1,122	¼ Car 900x900 JXXUCAR3/4 £772	¼ Car 930x930 JXXUCAR3/4 £888	½ Carousel 1000 CB JXXUCAR1/2 £622	Elite Corner Unit (R/L) JXXUELCCNR/L £1,325	Combi Elite 450 (R/L) JXXUELCOM45R/L £1,210
---	---	---	-------------------------------------	-------------------------------------	--	---	---

WIREWORK UNITS

Combi Elite 500 (R/L) JXXUELCOM50R/L £1,244	Combi Dyn 450 (R/L) JXXUDYCOM45R/L £1,192	Combi Dyn 500 (R/L) JXXUDYCOM50R/L £1,224	300 Dyn Tall Larder XT JXXUTL30W £1,474	400 Dyn Tall Larder XT JXXUTL40W £1,631	Elite 500 Maxima XT JXXUTEL50MAX £1,967	300 Elite Tall Larder XT JXXUTEL30PUL £1,704	500 Dyn Maxima XT JXXUTDY50MAX £1,515
---	---	---	---	---	---	--	---

EX. TALL WIREWORK

600 Dyn Maxima XT JXXUDY60MAX £1,669	792x350x20 EP T&G JXX780ETG £86	990x375x20 EP T&G JXXEND990375TG £146	900x650x20 EP T&G JXX90ETG £151	2400x650x20 EP T&G JXX240ETG £358	900x2100x20 EP T&G* JXX21090ETG £526	792x350x20 EP JXX780E £71	990x375x20 EP JXXEND990375 £120
--	---------------------------------------	---	---------------------------------------	---	--	---------------------------------	---------------------------------------

END PANELS & ACCESSORIES

900x650x20 EP JXX90E £115	2400x650x20 EP JXX240E £282	3000 Tang Cornice JXXXCORTAN £91	Curved Plinth JXXXCVRPLI £196	2800 Plinth JXXPLI £104	3000 Corn/Pel Sq JXXCOR £106	Curve Corn/Pel Sq JXXCVRPCNRSQ £388	3050 In Frame Profile JXXPRO £114
---------------------------------	-----------------------------------	--	-------------------------------------	-------------------------------	------------------------------------	---	---

ACCESSORIES

Curv Tang Cornice JXXCTC £255	3000 Tang Pelmet JXXPELSOLID £86	Curv Tang Pelmet JXXCTP £197	Straight End Pillar JXXSENDPILLAR £174	Curved End Pillar JXXXCENDPILLAR £175	Curve Corn Block JXXCCB £57	Corner Post Pair JXXCPOSTPAIR £68	Floor Column JXXFLORCOL £239
-------------------------------------	--	------------------------------------	--	---	-----------------------------------	---	------------------------------------

ACCESSORIES

Mantel Kit: 1 x Shelf 1 x Top 2 x Side 2 x Corbel £1,331	Mantel Shelf JXXMANTELSHLF £313	Mantel Top JXXMANTELTOP £313	Mantel Corbel JXXMANTELBKT £114	Mantel Side JXXMANTELSIDE £168	Barrel Pilaster JXXBARREL £232	1500 Bottle Rack JXXBOTTLE £81	1200 Plate Rack JXXPLATE £248
---	---------------------------------------	------------------------------------	---------------------------------------	--------------------------------------	--------------------------------------	--------------------------------------	-------------------------------------

OXFORD MATT

- 1pc routed shaker door
- Matt
- 18mm MDF
- Painted



Replace 'XXX' with the number next to the door colour you require:

Anthracite 345 Dust Grey 347 Indigo 348
Ivory 342 Light Grey 340 White 343

Replace 'U' with the letter next to the Quickcab carcass colour you require:

Dust Grey D Ivory I Light Grey L Oak K White W

BASE UNITS

150mm JXXU15B £190
300mm JXXU30B £221
350mm JXXU35B £252
400mm JXXU40B £243
450mm JXXU45B £251
500mm JXXU50B £263
600mm JXXU60B £284
260mm JXXU26B £212

Under Oven Housing JXXUJOH £225
700mm JXXU70B £327
800mm JXXU80B £347
900mm JXXU90B £366
1000mm JXXU10B £381

DRAWER LINE UNITS

300mm JXXU50DL1 £375
400mm JXXU40DL1 £399
500mm JXXU50DL1 £422
600mm JXXU60DL1 £445
800mm JXXU80DL2 £663
1000mm JXXU10DL2 £703
1000 Dyn Under sink JXXUUNDSINK £978

SINK BASE UNITS

500mm dummy drawer JXXU50DLO £273
600mm dummy drawer JXXU60DLO £295
800mm dummy drawer JXXU80DLO £344
1000mm dummy drawer JXXU10DLO £403

SINK BASE UNITS

800mm 1 drawer JXXU80DL1 £490
1000mm 1 drawer JXXU10DL1 £550
Base Curve JXXUCRVB £674
1970mm Tall Curve JXXUETRADIUS £1,459
1970x260mm JXXUETBASE26 £569

CURVE BASE UNITS

CORNER & CURVE BASE UNITS

800mm JXXU80CB4 £377
900mm JXXU90CB £390
1000mm CB5 JXXU10CB5 £397
1000mm CB6 JXXU10CB6 £413
900x900mm L JXXUCBASE £493
930x930mm L JXXUCBASE930 £567

2 DRAWER UNITS

500mm JXXU502D £703
600mm JXXU602D £735
800mm JXXU802D £828
900mm JXXU902D £853
1000mm JXXU102D £874

3 DRAWER UNITS

900mm JXXU903D £959
1000mm JXXU103D £986
400mm JXXU404D £874
500mm JXXU504D £890
600mm JXXU604D £918

4 DRAWER UNITS

2 DRAWER UNITS WITH INTERNAL DRAWER

500mm JXXU50INT2D £875
600mm JXXU60INT2D £906
800mm JXXU80INT2D £1,016
900mm JXXU90INT2D £1,042
1000mm JXXU10INT2D £1,069

WALL UNITS

400mm JXXU40W £223
450mm JXXU45W £232
500mm JXXU50W £243
600mm JXXU60W £266
700mm JXXU70W £327
800mm JXXU80W £348
900mm JXXU90W £368
1000mm JXXU10W £382

CORNER WALL UNITS

600x600mm L JXXUCWL £466
630x630mm L JXXUCWL630 £536
600x600mm D JXXUCWS £433
600x300mm Conv JXXU30D60W £434
600x300mm Conv JXXU30D60WCP £478
500mm JXXUWALL50G £401
600mm JXXUWALL60G £451
500mm JXXUDRESS50G £866

BRIDGING UNITS

288 x 600mm JXXU60BR288 £235
288 x 800mm JXXU80BR288 £351
288 x 900mm JXXU90BR288 £367
288 x 1000mm JXXU10BR288 £383
360 x 500mm JXXU50BR £239
360 x 600mm JXXU60BR £245
360 x 800mm JXXU80BR £366
360 x 900mm JXXU90BR £382
360 x 1000mm JXXU10BR £399

BI-FOLD UNITS

500mm JXXU50BF £561
600mm JXXU60BF £585
800mm JXXU80BF £777
900mm JXXU90BF £797
1000mm JXXU10BF £813

BELFAST SINK BASE UNITS

600mm wide
Belfast 455mm (h) JXXUBEL455 £278
Belfast 495mm (h) JXXUBEL495 £286

SINK BASE UNITS

incl. pull out wirework drawers x 2

SINK BASE UNITS

incl. 1 dummy drawer, 1 drawer box

CURVE BASE UNITS

300 deep, for use with 1970mm Tall Curve

TALL WALL UNITS (900mm tall)

300mm JXXU309W £256
400mm JXXU409W £294
450mm JXXU459W £327
500mm JXXU509W £337
600mm JXXU609W £375
800mm JXXU809W £457
900mm JXXU909W £550
1000mm JXXU109W £571

APPLIANCE HOUSING

50/50 Fridge 980 JXXUFF50 £681
50/50 Fridge 895 JXXUFF90 £688
70/30 Fridge JXXUFF70 £674
Double Oven JXXUTOVENA £547
Single Oven JXXUTOVENB £586
Single + Micro 380 JXXUTOVENC £537
Single + Micro 460 JXXUTOVEND £524

EXTRA TALL APPLIANCE HOUSING (2150mm tall)

50/50 Fridge XT JXXUTFF50 £716
70/30 Fridge XT JXXUTFF70 £649
Single Oven XT JXXUTTOVENA £799
Double Oven XT JXXUTTOVENB £757
Sgl + Micro 380 XT JXXUTTOVENC £733
Sgl + Micro 460 XT JXXUTTOVEND £730
Diagonal Larder JXXUDLU2D £2,843
Corner L 1000 JXXUL10CC £1,085

LARDER UNITS

300mm JXXUL30 £478
400mm JXXUL40 £544
500mm JXXUL50 £602
600mm JXXUL60 £674
300mm XT JXXUTL30 £493
400mm XT JXXUTL40 £561
500mm XT JXXUTL50 £627
600mm XT JXXUTL60 £703

APPLIANCE / EXTRA TALL APPLIANCE HOUSING W. DRAWERS

Double Oven JXXUTOVENE £926
Single Oven JXXUTOVENF £1,037
Double Oven XT JXXUTTOVENE £1,136
Single Oven XT JXXUTTOVENF £1,248
Butlers Pantry 1000 JXXUBPTRY £1,909
Larder 1000 JXXUL10 £1,097
2 Drawer L 1000 JXXUL102DR £1,425
3 Drawer L 1000 JXXUL103DR £1,537

APPLIANCE DOORS

110x596 JXX11059 £29
140x596 JXX14059 £33
450x596 JXX45059 £77
490x596 JXX49059 £85
570x596 JXX57059 £98
645x596 JXX64559 £106
715x346 JXX71534 £77
715x446 JXX71544 £92
715x596 JXX71559 £117
895x596 JXX89559 £145
980x596 JXX98059 £158

WIREWORK UNITS

150 Dynamic pull out JXXUDY15 £333
150 Dynamic Towel JXXUDY15TOW £373
300 Dynamic pull out JXXUDY30 £418
300 Dyn Tall Larder JXXUL30W £1,229
300 Elite Tall Larder JXXUEL30PUL £1,442
400 Dyn Tall Larder JXXUL40W £1,318
Elite 500 Maxima JXXUL50MAX £1,645
Dyn 500 Maxima JXXUDY50MAX £1,217

WIREWORK UNITS

Dyn 600 Maxima JXXUDY60MAX £1,313
Dyn Corner Unit L JXXUDYCNRL £1,053
Dyn Corner Unit R JXXUDYCNRR £1,053
¼ Car 900x900 JXXUCAR3/4 £694
¼ Car 930x930 JXXU930CAR3/4 £798
½ Carousel 1000 CB JXXUCAR1/2 £581
150 Elite Pull Out JXXUEL15 £403
300 Elite pull out JXXUEL30 £505

WIREWORK UNITS

Elite Corner Unit L JXXUEL30PUL £1,177
Elite Corner Unit R JXXUEL30PUL £1,177
Combi Elite 450 (R) JXXUELCOM45R £1,105
Combi Elite 450 (L) JXXUELCOM45L £1,105
Combi Elite 500 (R) JXXUELCOM50R £1,142
Combi Elite 500 (L) JXXUELCOM50L £1,142
Combi Dyn 450 (R) JXXUDYCOM45R £1,087
Combi Dyn 450 (L) JXXUDYCOM45L £1,087

WIREWORK UNITS

Combi Dyn 500 (R) JXXUDYCOM50R £1,122
Combi Dyn 500 (L) JXXUDYCOM50L £1,122
300 Dyn Tall Larder XT JXXUTL30W £1,313
400 Dyn Tall Larder XT JXXUTL40W £1,459
Dyn 500 Maxima XT JXXUTDY50MAX £1,349
Dyn 600 Maxima XT JXXUTDY60MAX £1,490
Elite 500 Maxima XT JXXUTEL50MAX £1,775
300 Elite Tall Larder XT JXXUTEL30PUL £1,528

END PANELS & ACCESSORIES

792x350x18 EP JXX792E £103
990x375x18 EP JXXEND990375 £115
900x650x18 EP JXX90E £118
2400x650x18 EP JXX240E £336
2400x650x18 EP T&G JXX240ETG £425

ACCESSORIES

Mantel Kit: 1x Shelf 1x Top 2x Side 2x Corbel JXXMANTELKIT £939
2150 x 200 Mantel Shelf JXXMANTELSHLF £138
1500 x 296 Mantel Top JXXMANTELTOP £144
296 x 1500 Mantel Side JXXMANTELSIDE £144
200 x 90 Mantel Corbel JXXMANTELBKT £159
3000 Corn/Pel Sq JXXCOR £70
3050 Plinth JXXPLI £72
715 x 70 x 18 Corner Post Pair JXXCPOSTPAIR £78

ACCESSORIES

2400 x 100 x 50 Straight End Pillar JXXSENDPILLAR £209
1500 Bottle Rack JXXBOTTLE £139
1200 Plate Rack JXXPLATE £297
Curve Corn/Pel Sq JXXCRVCRNSQ £148
Curved Plinth JXXCRVPLI £118
3050 In Frame Profile JXXPRO £90

STRATTO

- 5pc slim frame shaker door with flat centre panel & feature joints
- 18mm thick
- Wrapped MDF
- Smooth matt



Replace 'XXX' with the number next to the door colour you require:

Dust Grey 462 Indigo 464
Light Grey 461 White 460

Replace 'U' with the letter next to the Quickcab carcass colour you require:

Dust Grey D Ivory I Light Grey L Oak K White W

BASE UNITS

150mm JXXXU15B £167
300mm JXXXU30B £170
350mm JXXXU35B £175
400mm JXXXU40B £180
450mm JXXXU45B £182
500mm JXXXU50B £187
600mm JXXXU60B £196
260mm JXXXU26B £167

Under Oven Housing JXXXU0UH £182
700mm JXXXU70B £235
800mm JXXXU80B £252
900mm JXXXU90B £259
1000mm JXXXU10B £260

DRAWER LINE UNITS

300mm JXXXU30DL1 £301
400mm JXXXU40DL1 £308
500mm JXXXU50DL1 £326
600mm JXXXU60DL1 £338
800mm JXXXU80DL2 £509
1000mm JXXXU10DL2 £542

SINK BASE UNITS

500mm dummy drawer JXXXU50DLO £208
600mm dummy drawer JXXXU60DLO £219
800mm dummy drawer JXXXU80DLO £275
1000mm dummy drawer JXXXU10DLO £306

SINK BASE UNITS

800mm 1 drawer JXXXU80DL1 £392
1000mm 1 drawer JXXXU10DL1 £426

CORNER & CURVE BASE UNITS

800mm JXXXU80CB4 £277
900mm JXXXU90CB £280
1000mm CB5 JXXXU10CB5 £281
1000mm CB6 JXXXU10CB6 £286
900x900mm L JXXXUCBASE £362
930x930mm L JXXXUCBASE930 £417
Base Curve JXXXUCRVB £635

2 DRAWER UNITS

500mm JXXXU502D £552
600mm JXXXU602D £567
800mm JXXXU802D £628
900mm JXXXU902D £641
1000mm JXXXU102D £652

3 DRAWER UNITS

900mm JXXXU903D £740
1000mm JXXXU103D £761
400mm JXXXU404D £695
500mm JXXXU504D £713
600mm JXXXU604D £731

2 DRAWER UNITS WITH INTERNAL DRAWER

500mm JXXXU50INT2D £686
600mm JXXXU60INT2D £703
800mm JXXXU80INT2D £776
900mm JXXXU90INT2D £790
1000mm JXXXU10INT2D £804

WALL UNITS

400mm JXXXU40W £165
450mm JXXXU45W £169
500mm JXXXU50W £170
600mm JXXXU60W £181
700mm JXXXU70W £235
800mm JXXXU80W £252
900mm JXXXU90W £260
1000mm JXXXU10W £262

CORNER & CURVE WALL UNITS

Wall Curve JXXXUCRVW £631
600x600mm L JXXXUCWL £356
630x630mm L JXXXUCWL630 £409
600x600mm D JXXXUCWS £331
600x300mm Conv JXXXU30D60W £331
600x300mm Conv JXXXU30D60WCP £364
500mm JXXXUWALL50G £406

BRIDGING UNITS

288 x 600mm JXXXU60BR288 £181
288 x 800mm JXXXU80BR288 £265
288 x 900mm JXXXU90BR288 £275
288 x 1000mm JXXXU10BR288 £285
360 x 500mm JXXXU50BR £182
360 x 600mm JXXXU60BR £188
360 x 800mm JXXXU80BR £278
360 x 900mm JXXXU90BR £286
360 x 1000mm JXXXU10BR £295

BI-FOLD UNITS

500mm JXXXU50BF £436
600mm JXXXU60BF £449
800mm JXXXU80BF £440
900mm JXXXU90BF £597
1000mm JXXXU10BF £605

BELFAST SINK BASE UNITS

600mm wide
Belfast 455mm (h) JXXXUBEL455 £208
Belfast 495mm (h) JXXXUBEL495 £212

SINK BASE UNITS

incl. pull out wirework drawers x 2
1000 Dyn Under sink JXXXUUNDSINK £749

3 DRAWER UNITS

500mm JXXXU503D £636
600mm JXXXU603D £652
800mm JXXXU803D £724

5 DRW UNITS

300mm JXXXU305D £810
500mm JXXXUSMART50 £1,548
600mm JXXXUSMART60 £1,618

WALL UNITS

150mm JXXXU15W £167
300mm JXXXU30W £158
350mm JXXXU35W £162

GLAZED WALL UNIT

600x600mm Tall D JXXXU9CWS £392
630x630mm Tall L JXXXU9CWL630 £512

TALL CORNER WALL UNITS

600x600mm Tall D JXXXU9CWS £392
630x630mm Tall L JXXXU9CWL630 £512

MICRO WALL HOUSING KITS

720x600mm Micro JXXXUMICRO60 £426
900x600mm Micro JXXXUMICRO90 £400

TALL WALL UNITS

300mm JXXXU309W £197
400mm JXXXU409W £219
450mm JXXXU459W £240
500mm JXXXU509W £242
600mm JXXXU609W £265
800mm JXXXU809W £352
900mm JXXXU909W £396
1000mm JXXXU109W £405

APPLIANCE HOUSING

50/50 Fridge 980 JXXXUFF50 £466
50/50 Fridge 895 JXXXUFF90 £481
70/30 Fridge JXXXUFF70 £455
Double Oven JXXXUTOVENA £401
Single Oven JXXXUTOVENB £411
Single + Micro 380 JXXXUTOVENC £392
Single + Micro 460 JXXXUTOVEND £390

EXTRA TALL APPLIANCE HOUSING

50/50 Fridge XT JXXXUTFF50 £632
70/30 Fridge XT JXXXUTFF70 £611
Single Oven XT JXXXUTTOVENA £576
Double Oven XT JXXXUTTOVENB £565
Sgl + Micro 380 XT JXXXUTTOVENC £544
Sgl + Micro 460 XT JXXXUTTOVEND £554
Diagonal Larder JXXXULDU2D £2,271
Corner L 1000 JXXXUL10CC £854

LARDER UNITS

300mm JXXXUL30 £361
400mm JXXXUL40 £392
500mm JXXXUL50 £420
600mm JXXXUL60 £455
300mm XT JXXXUTL30 £468
400mm XT JXXXUTL40 £554
500mm XT JXXXUTL50 £569
600mm XT JXXXUTL60 £611

FULL HEIGHT DOOR LARDER UNIT

300mm JXXXU30FHD £396
400mm JXXXU40FHD £452
500mm JXXXU50FHD £488
600mm JXXXU60FHD £544
Butlers Pantry 1000 JXXXBPTRY £1,454
Larder 1000 JXXXUL10 £863
2 Drawer L 1000 JXXXUL102DR £1,109
3 Drawer L 1000 JXXXUL103DR £1,181

APPLIANCE / EXTRA TALL APPLIANCE HOUSING W. DRAWERS

Double Oven JXXXUTOVENE £716
Single Oven JXXXUTOVENF £784
Double Oven XT JXXXUTTOVENE £881
Single Oven XT JXXXUTTOVENF £949

APPLIANCE DOORS

490x596 JXXX49059 £54
570x596 JXXX57059 £61
645x596 JXXX64559 £62
715x346 JXXX71534 £47
715x446 JXXX71544 £56
715x596 JXXX71559 £63
895x596 JXXX89559 £80
980x596 JXXX98059 £89

WIREWORK UNITS

150 Dynamic pull out JXXXUDY15 £269
150 Dynamic Towel JXXXUDY15TOW £311
300 Dynamic pull out JXXXUDY30 £324
300 Dyn Tall Larder JXXXUL30W £953
300 Elite Tall Larder JXXXUL30PUL £1,124
400 Dyn Tall Larder JXXXUL40W £1,006
Elite 500 Maxima JXXXUL50MAX £1,241
Dyn 500 Maxima JXXXUDY50MAX £903

WIREWORK UNITS

Dyn 600 Maxima JXXXUDY60MAX £955
Dyn Corner Unit L JXXXUDYCNRL £799
Dyn Corner Unit R JXXXUDYCNRR £799
1/4 Car 900x900 JXXXUCAR3/4 £520
1/4 Car 930x930 JXXXUCAR3/4 £598
1/2 Carousel 1000 CB JXXXUCAR1/2 £428
150 Elite Pull Out JXXXUEL15 £334
300 Elite pull out JXXXUEL30 £395

WIREWORK UNITS

Elite Corner Unit L JXXXUELGNRL £942
Elite Corner Unit R JXXXUELGNRR £942
Combi Elite 450 (R) JXXXUELCOM45R £844
Combi Elite 450 (L) JXXXUELCOM45L £844
Combi Elite 500 (R) JXXXUELCOM50R £868
Combi Elite 500 (L) JXXXUELCOM50L £868
Combi Dyn 450 (R) JXXXUDYCOM45R £829
Combi Dyn 450 (L) JXXXUDYCOM45L £829

WIREWORK UNITS

Combi Dyn 500 (R) JXXXUDYCOM50R £853
Combi Dyn 500 (L) JXXXUDYCOM50L £853
300 Dyn Tall Larder XT JXXXUTL30W £1,015
400 Dyn Tall Larder XT JXXXUTL40W £1,111
Dyn 500 Maxima XT JXXXUTDY50MAX £1,006
Dyn 600 Maxima XT JXXXUTDY60MAX £1,091
Elite 500 Maxima XT JXXXUTEL50MAX £1,340
300 Elite Tall Larder XT JXXXUTEL30PUL £1,186

END PANELS & ACCESSORIES

WALL 792x350x18 EP JXXX792E £61
TALL WALL 990x375x20 EP JXXXEND990375 £69
BASE 900x650x18 EP JXXX90E £116
TALL 2400x650x18 EP JXXX240E £259
BREAKFAST BAR/TALL 2400x900x18 EP JXXX24090E £344
Curve Corn/Pel Sq JXXXCRVCRNSQ £83
Curved Plinth JXXXCRVPLI £165
3000 Corn/Pel Sq JXXXCOR £65

ACCESSORIES

Ext Corner Post 900 JXXXCPEXT90 £140
Int Corner Post 720 JXXXCPSLAB £50
3050 Plinth JXXXPLI £120
3050 In Frame Profile JXXXPRO £68

Wirework corner cabinet sizes:

Dyn/Elite Corner Unit (L/R): 1000mm cabinet, 496mm door
Combi Dyn/Elite 450 (L/R): 900mm cabinet, 446mm door
Combi Dyn/Elite 500 (L/R): 1000mm cabinet, 496mm door
3/4 Car 900x900: 900 x 900mm cabinet, 2 x 315mm doors
1/2 Carousel 1000 CB: 1000mm cabinet, 496mm door

VIVO+ GLOSS

- Slab door, square edged
- High Gloss
- 18mm MF MDF
- Painted



Replace 'XXX' with the number next to the door colour you require:

Anthracite 225 Cashmere 222 Dust Grey 229
Ivory 224 Light Grey 223 White 221

Replace 'U' with the letter next to the Quickcab carcass colour you require:

Dust Grey D Ivory I Light Grey L Oak K White W

BASE UNITS

150mm JXXU15B £187	300mm JXXU30B £204	350mm JXXU35B £211	400mm JXXU40B £215	450mm JXXU45B £219	500mm JXXU50B £220	600mm JXXU60B £243	260mm JXXU26B £203
--------------------------	--------------------------	--------------------------	--------------------------	--------------------------	--------------------------	--------------------------	--------------------------

Under Oven Housing JXXU0UH £225	700mm JXXU70B £277	800mm JXXU80B £296	900mm JXXU90B £301	1000mm JXXU10B £304	BELFAST SINK BASE UNITS 600mm wide	Belfast 455mm (h) JXXUBEL455 £252	Belfast 495mm (h) JXXUBEL495 £256
---------------------------------------	--------------------------	--------------------------	--------------------------	---------------------------	--	---	---

DRAWER LINE UNITS

300mm JXXU30DL1 £360	400mm JXXU40DL1 £379	500mm JXXU50DL1 £396	600mm JXXU60DL1 £416	800mm JXXU80DL2 £627	1000mm JXXU10DL2 £508	1000 Dyn Under sink JXXUUNDSINK £903
----------------------------	----------------------------	----------------------------	----------------------------	----------------------------	-----------------------------	--

SINK BASE UNITS

500mm dummy drawer JXXU50DL0 £250	600mm dummy drawer JXXU60DL0 £267	800mm dummy drawer JXXU80DL0 £338	1000mm dummy drawer JXXU10DL0 £360	800mm 1 drawer JXXU80DL1 £481	1000mm 1 drawer JXXU10DL1 £508	SINK BASE UNITS incl. pull out wirework drawers x 2	SINK BASE UNITS incl. 1 dummy drawer, 1 drawer box	CURVE BASE UNITS
---	---	---	--	-------------------------------------	--------------------------------------	---	--	-------------------------

CORNER BASE UNITS

800mm JXXU80CB4 £358	900mm JXXU90CB £361	1000mm CB5 JXXU10CB5 £399	1000mm CB6 JXXU10CB6 £414	900x900mm L JXXUCBASE £434	930x930mm L JXXUCBASE930 £499
----------------------------	---------------------------	---------------------------------	---------------------------------	----------------------------------	-------------------------------------

2 DRAWER UNITS

500mm JXXU502D £672	600mm JXXU602D £694	800mm JXXU802D £775	900mm JXXU902D £791	1000mm JXXU102D £802	500mm JXXU503D £772	600mm JXXU603D £799	800mm JXXU803D £886
---------------------------	---------------------------	---------------------------	---------------------------	----------------------------	---------------------------	---------------------------	---------------------------

3 DRAWER UNITS

900mm JXXU903D £906	1000mm JXXU103D £916	400mm JXXU404D £843	500mm JXXU504D £888	600mm JXXU604D £903	300mm JXXU305D £978	500mm JXXUSMART50 £1,996	600mm JXXUSMART60 £2,099
---------------------------	----------------------------	---------------------------	---------------------------	---------------------------	---------------------------	--------------------------------	--------------------------------

2 DRAWER UNITS WITH INTERNAL DRAWER

500mm JXXU50INT2D £837	600mm JXXU60INT2D £858	800mm JXXU80INT2D £949	900mm JXXU90INT2D £970	1000mm JXXU10INT2D £986	150mm JXXU15W £177	300mm JXXU30W £191	350mm JXXU35W £196
------------------------------	------------------------------	------------------------------	------------------------------	-------------------------------	--------------------------	--------------------------	--------------------------

WALL UNITS

400mm JXXU40W £197	450mm JXXU45W £199	500mm JXXU50W £203	600mm JXXU60W £226	700mm JXXU70W £277	800mm JXXU80W £299	900mm JXXU90W £304	1000mm JXXU10W £306
--------------------------	--------------------------	--------------------------	--------------------------	--------------------------	--------------------------	--------------------------	---------------------------

CORNER & CURVE WALL UNITS

Wall Curve JXXUCRVW £946	600x600mm L JXXUCWL £429	630x630mm L JXXUCWL630 £493	600x600mm D JXXUCWS £403	600x300mm Conv JXXU30D60W £391	600x300mm Conv JXXU30D60WCP £430	500mm JXXUWALL50G £487
--------------------------------	--------------------------------	-----------------------------------	--------------------------------	--------------------------------------	--	------------------------------

BRIDGING UNITS

360 x 500mm JXXU50BR £222	288 x 600mm JXXU60BR288 £220	288 x 800mm JXXU80BR288 £327	288 x 900mm JXXU90BR288 £339	288 x 1000mm JXXU10BR288 £352	360 x 600mm JXXU60BR £229	360 x 800mm JXXU80BR £340	360 x 900mm JXXU90BR £354	360 x 1000mm JXXU10BR £367
---------------------------------	------------------------------------	------------------------------------	------------------------------------	-------------------------------------	---------------------------------	---------------------------------	---------------------------------	----------------------------------

TALL CURVE WALL UNITS

Tall Wall Curve JXXUCRV90W £1,478	500mm JXXU50BF £530	600mm JXXU60BF £549	800mm JXXU80BF £723	900mm JXXU90BF £734	1000mm JXXU10BF £743	720x600mm Micro JXXUMICRO60 £478	900x600mm Micro JXXUMICRO90 £463
---	---------------------------	---------------------------	---------------------------	---------------------------	----------------------------	--	--

TALL WALL UNITS (900mm tall)

300mm JXXU309W £235	400mm JXXU409W £265	450mm JXXU459W £286	500mm JXXU509W £299	600mm JXXU609W £324	800mm JXXU809W £400	900mm JXXU909W £475	1000mm JXXU109W £498
---------------------------	---------------------------	---------------------------	---------------------------	---------------------------	---------------------------	---------------------------	----------------------------

APPLIANCE HOUSING

50/50 Fridge 980 JXXUFF50 £582	50/50 Fridge 895 JXXUFF90 £590	70/30 Fridge JXXUFF70 £590	Double Oven JXXUTOVENA £487	Single Oven JXXUTOVENB £509	Single + Micro 380 JXXUTOVENC £477	Single + Micro 460 JXXUTOVEND £478
--------------------------------------	--------------------------------------	----------------------------------	-----------------------------------	-----------------------------------	--	--

EXTRA TALL APPLIANCE HOUSING (2150mm tall)

50/50 Fridge XT JXXUTFF50 £788	70/30 Fridge XT JXXUTFF70 £779	Single Oven XT JXXUTTOVENA £718	Double Oven XT JXXUTTOVENB £694	Sgl + Micro 380 XT JXXUTTOVENC £667	Sgl + Micro 460 XT JXXUTTOVEND £680	Diagonal Larder JXXULDU2D £2,758	Corner L 1000 JXXUL10CC £1,026
--------------------------------------	--------------------------------------	---------------------------------------	---------------------------------------	---	---	--	--------------------------------------

LARDER UNITS

300mm JXXUL30 £451	400mm JXXUL40 £490	500mm JXXUL50 £532	600mm JXXUL60 £590	300mm XT JXXUTL30 £544	400mm XT JXXUTL40 £645	500mm XT JXXUTL50 £687	600mm XT JXXUTL60 £779
--------------------------	--------------------------	--------------------------	--------------------------	------------------------------	------------------------------	------------------------------	------------------------------

FULL HEIGHT DOOR LARDER UNIT

300mm JXXU30FHD £483	400mm JXXU40FHD £537	500mm JXXU50FHD £591	600mm JXXU60FHD £656	Butlers Pantry 1000 JXXUKBPNTRY £1,844	Larder 1000 JXXUL10 £1,038	2 Drawer L 1000 JXXUL102DR £1,328	3 Drawer L 1000 JXXUL103DR £1,409
----------------------------	----------------------------	----------------------------	----------------------------	--	----------------------------------	---	---

APPLIANCE / EXTRA TALL APPLIANCE HOUSING W. DRAWERS

Double Oven JXXUTOVENE £864	Single Oven JXXUTOVENF £953	Double Oven XT JXXUTTOVENE £1,066	Single Oven XT JXXUTTOVENF £1,159	Oak spice rack, single JSPICERACK £329	110x596 JXXU11059 £33	140x596 JXXU14059 £34	450x596 JXXU45059 £62
-----------------------------------	-----------------------------------	---	---	--	-----------------------------	-----------------------------	-----------------------------

APPLIANCE DOORS

490x596 JXXU49059 £59	570x596 JXXU57059 £71	645x596 JXXU64559 £74	715x346 JXXU71534 £54	715x446 JXXU71544 £62	715x596 JXXU71559 £77	895x596 JXXU89559 £98	980x596 JXXU98059 £110
-----------------------------	-----------------------------	-----------------------------	-----------------------------	-----------------------------	-----------------------------	-----------------------------	------------------------------

WIREWORK UNITS

150 Dynamic pull out JXXUDY15 £315	150 Dynamic Towel JXXUDY15TOW £367	300 Dynamic pull out JXXUDY30 £400	300 Dyn Tall Larder JXXUL30W £1,181	300 Elite Tall Larder JXXUL30PUL £1,394	400 Dyn Tall Larder JXXUL40W £1,248	Elite 500 Maxima JXXUL50MAX £1,549	Dyn 500 Maxima JXXUDY50MAX £1,135
--	--	--	---	---	---	--	---

WIREWORK UNITS

Dyn 600 Maxima JXXUDY60MAX £1,211	Dyn Corner Unit L JXXUDYCNRL £1,040	Dyn Corner Unit R JXXUDYCNRR £1,040	¼ Car 900x900 JXXUCAR3/4 £630	¼ Car 930x930 JXXUCAR3/4 £725	½ Carousel 1000 CB JXXUCAR1/2 £542	150 Elite Pull Out JXXUEL15 £396	300 Elite pull out JXXUEL30 £487
---	---	---	-------------------------------------	-------------------------------------	--	--	--

WIREWORK UNITS

Elite Corner Unit L JXXUELGNRL £1,159	Elite Corner Unit R JXXUELGNRR £1,159	Combi Elite 450 (R) JXXUELCOM45R £1,058	Combi Elite 450 (L) JXXUELCOM45L £1,058	Combi Elite 500 (R) JXXUELCOM50R £1,085	Combi Elite 500 (L) JXXUELCOM50L £1,085	Combi Dyn 450 (R) JXXUDYCOM45R £1,038	Combi Dyn 450 (L) JXXUDYCOM45L £1,038
---	---	---	---	---	---	---	---

WIREWORK UNITS

Combi Dyn 500 (R) JXXUDYCOM50R £1,069	Combi Dyn 500 (L) JXXUDYCOM50L £1,069	300 Dyn Tall Larder XT JXXUTL30W £1,268	400 Dyn Tall Larder XT JXXUTL40W £1,394	Dyn 500 Maxima XT JXXUTDY50MAX £1,278	Dyn 600 Maxima XT JXXUTDY60MAX £1,389	Elite 500 Maxima XT JXXUTEL50MAX £1,693	300 Elite Tall Larder XT JXXUTEL30PUL £1,478
---	---	---	---	---	---	---	--

END PANELS & ACCESSORIES

WALL 792x350x18 EP JXXU792E £70	TALL WALL 990x375x18 EP JXXUEND990375 £92	BASE 900x650x18 EP JXXU90E £117	TALL 2400x650x18 EP JXXU240E £331	BREAKFAST BAR / TALL 2400x900x18 EP JXXU24090E £477	Curve Corn/Pel Sq JXXCRCVNRSQ £106	Curved Plinth JXXCRVPLI £215	3000 Corn/Pel Sq JXXUCOR £116
--	--	--	--	--	--	------------------------------------	-------------------------------------

ACCESSORIES

Ext Corner Post 900 JXXCPEXT90 £176	Int Corner Post 720 JXXCPSLAB £86	Curve End Post 2400 JXXCENDPOST £273	Corner Block JXXCENDPROFILE £107	3050 Plinth JXXCPLI £125	Corner Post Pair JXXCPOSTPAIR £86
---	---	--	--	--------------------------------	---

VIVO+ MATT

- Slab door, square edged
- Matt
- 18mm MF MDF
- Painted



Replace 'XXX' with the number next to the door colour you require:

Anthracite 305 Cashmere 302 Dust Grey 307
Indigo 308 Light Grey 303 White 301

Replace 'U' with the letter next to the Quickcab carcass colour you require:

Dust Grey D Ivory I Light Grey L Oak K White W

BASE UNITS

150mm JXXU15B £187
300mm JXXU30B £204
350mm JXXU35B £211
400mm JXXU40B £215
450mm JXXU45B £219
500mm JXXU50B £220
600mm JXXU60B £243
260mm JXXU26B £203

Under Oven Housing JXXU15UH £225
700mm JXXU70B £277
800mm JXXU80B £296
900mm JXXU90B £301
1000mm JXXU100B £304

DRAWER LINE UNITS

300mm JXXU30DL1 £360
400mm JXXU40DL1 £379
500mm JXXU50DL1 £396
600mm JXXU60DL1 £416
800mm JXXU80DL2 £627
1000mm JXXU100DL2 £508
1000 Dyn Under sink JXXUUNDSINK £903

SINK BASE UNITS

500mm dummy drawer JXXU50DL0 £250
600mm dummy drawer JXXU60DL0 £267
800mm dummy drawer JXXU80DL0 £338
1000mm dummy drawer JXXU10DL0 £360
800mm 1 drawer JXXU80DL1 £481
1000mm 1 drawer JXXU10DL1 £508

SINK BASE UNITS

incl. 1 dummy drawer, 1 drawer box

800mm 1 drawer JXXU80DL1 £481
1000mm 1 drawer JXXU10DL1 £508

CURVE BASE UNITS

Base Curve JXXUCRVB £949
1970mm Tall Curve JXXUETRADIUS £2,195
1970x260mm JXXUETBASE26 £542

CORNER & CURVE BASE UNITS

800mm JXXU80CB4 £358
900mm JXXU90CB £361
1000mm CB5 JXXU10CB5 £399
1000mm CB6 JXXU10CB6 £414
900x900mm L JXXUCBASE £434
930x930mm L JXXUCBASE930 £499

2 DRAWER UNITS

500mm JXXU502D £672
600mm JXXU602D £694
800mm JXXU802D £775
900mm JXXU902D £791
1000mm JXXU102D £802

3 DRAWER UNITS

500mm JXXU503D £772
600mm JXXU603D £799
800mm JXXU803D £886

3 DRAWER UNITS

900mm JXXU903D £906
1000mm JXXU103D £916
400mm JXXU404D £843
500mm JXXU504D £888
600mm JXXU604D £903

4 DRAWER UNITS

5 DRW UNITS

300mm JXXU305D £978
500mm JXXU505D £1,996
600mm JXXU605D £2,099

2 DRAWER UNITS WITH INTERNAL DRAWER

500mm JXXU50INT2D £837
600mm JXXU60INT2D £858
800mm JXXU80INT2D £949
900mm JXXU90INT2D £970
1000mm JXXU10INT2D £986

WALL UNITS

400mm JXXU40W £197
450mm JXXU45W £199
500mm JXXU50W £203
600mm JXXU60W £226
700mm JXXU70W £277
800mm JXXU80W £299
900mm JXXU90W £304
1000mm JXXU10W £306

CORNER & CURVE WALL UNITS

Wall Curve JXXUCRVW £946
600x600mm L JXXUCWL £429
630x630mm L JXXUCWL630 £493
600x600mm D JXXUCWS £403
600x300mm Conv JXXU30D60W £391
600x300mm Conv JXXU30D60WCP £430
500mm JXXUWALL50G £487

BRIDGING UNITS

288 x 600mm JXXU60BR288 £220
288 x 800mm JXXU80BR288 £327
288 x 900mm JXXU90BR288 £339
288 x 1000mm JXXU10BR288 £352
360 x 600mm JXXU60BR £229
360 x 800mm JXXU80BR £340
360 x 900mm JXXU90BR £354
360 x 1000mm JXXU10BR £367

TALL CURVE WALL UNITS

Tall Wall Curve JXXUCRV90W £1,478
500mm JXXU50BF £530
600mm JXXU60BF £549
800mm JXXU80BF £723
900mm JXXU90BF £734

BI-FOLD UNITS

(720mm tall) incl. bi-fold mechanism

MICRO WALL HOUSING KITS

see p. 16 for contents

TALL CORNER WALL UNITS

600x600mm Tall L JXXU9CWL £537
630x630mm Tall L JXXU9CWL630 £618
600x600mm Tall D JXXU9CWS £481

TALL WALL UNITS

300mm JXXU309W £235
400mm JXXU409W £265
450mm JXXU459W £286
500mm JXXU509W £299
600mm JXXU609W £324
800mm JXXU809W £400
900mm JXXU909W £475
1000mm JXXU109W £498

APPLIANCE HOUSING

50/50 Fridge 980 JXXUFF50 £582
50/50 Fridge 895 JXXUFF90 £590
70/30 Fridge JXXUFF70 £590
Double Oven JXXUTOVENA £487
Single Oven JXXUTOVENB £509
Single + Micro 380 JXXUTOVENC £477
Single + Micro 460 JXXUTOVEND £478

EXTRA TALL APPLIANCE HOUSING

50/50 Fridge XT JXXUTFF50 £788
70/30 Fridge XT JXXUTFF70 £779
Single Oven XT JXXUTTOVENA £718
Double Oven XT JXXUTTOVENB £694
Sgl + Micro 380 XT JXXUTTOVENC £667
Sgl + Micro 460 XT JXXUTTOVEND £680
Diagonal Larder JXXULDU2D £2,758
Corner L 1000 JXXUL10CC £1,026

LARDER UNITS

300mm JXXUL30 £451
400mm JXXUL40 £490
500mm JXXUL50 £532
600mm JXXUL60 £590
300mm XT JXXUL30 £544
400mm XT JXXUL40 £645
500mm XT JXXUL50 £687
600mm XT JXXUL60 £779

FULL HEIGHT DOOR LARDER UNIT

300mm JXXU30FHD £483
400mm JXXU40FHD £537
500mm JXXU50FHD £591
600mm JXXU60FHD £656
Butlers Pantry 1000 JXXUKBPNTRY £1,844
Larder 1000 JXXUL10 £1,038
2 Drawer L 1000 JXXUL102DR £1,328
3 Drawer L 1000 JXXUL103DR £1,409

APPLIANCE / EXTRA TALL APPLIANCE HOUSING W. DRAWERS

Double Oven JXXUTOVENE £864
Single Oven JXXUTOVENF £953
Double Oven XT JXXUTTOVENE £1,066
Single Oven XT JXXUTTOVENF £1,159
Oak spice rack, single JSPICERACK £329
110x596 JXXU11059 £33
140x596 JXXU14059 £34
450x596 JXXU45059 £62

APPLIANCE DOORS

490x596 JXXU49059 £59
570x596 JXXU57059 £71
645x596 JXXU64559 £74
715x346 JXXU71534 £54
715x446 JXXU71544 £62
715x596 JXXU71559 £77
895x596 JXXU89559 £98
980x596 JXXU98059 £110

WIREWOK UNITS

150 Dynamic pull out JXXUDY15 £315
150 Dynamic Towel JXXUDY15TOW £367
300 Dynamic pull out JXXUDY30 £400
300 Dyn Tall Larder JXXUL30W £1,181
300 Elite Tall Larder JXXUL30PUL £1,394
400 Dyn Tall Larder JXXUL40W £1,248
Elite 500 Maxima JXXUL50MAX £1,549
Dyn 500 Maxima JXXUDY50MAX £1,135

WIREWOK UNITS

Dyn 600 Maxima JXXUDY60MAX £1,211
Dyn Corner Unit L JXXUDYCNRL £1,040
Dyn Corner Unit R JXXUDYCNRR £1,040
¼ Car 900x900 JXXUCAR3/4 £630
¼ Car 930x930 JXXU930CAR3/4 £725
½ Carousel 1000 CB JXXUCAR1/2 £542
150 Elite Pull Out JXXUEL15 £396
300 Elite pull out JXXUEL30 £487

WIREWOK UNITS

Elite Corner Unit L JXXUELGNRL £1,159
Elite Corner Unit R JXXUELGNRR £1,159
Combi Elite 450 (R) JXXUELCOM45R £1,058
Combi Elite 450 (L) JXXUELCOM45L £1,058
Combi Elite 500 (R) JXXUELCOM50R £1,085
Combi Elite 500 (L) JXXUELCOM50L £1,085
Combi Dyn 450 (R) JXXUDYCOM45R £1,038
Combi Dyn 450 (L) JXXUDYCOM45L £1,038

WIREWOK UNITS

Combi Dyn 500 (R) JXXUDYCOM50R £1,069
Combi Dyn 500 (L) JXXUDYCOM50L £1,069
300 Dyn Tall Larder XT JXXUTL30W £1,268
400 Dyn Tall Larder XT JXXUTL40W £1,394
Dyn 500 Maxima XT JXXUTDY50MAX £1,278
Dyn 600 Maxima XT JXXUTDY60MAX £1,389
Elite 500 Maxima XT JXXUTEL50MAX £1,693
300 Elite Tall Larder XT JXXUTEL30PUL £1,478

END PANELS & ACCESSORIES

WALL 792x350x18 EP JXXW792E £70
TALL WALL 990x375x18 EP JXXWEND990375 £92
BASE 900x650x18 EP JXXW90E £117
TALL 2400x650x18 EP JXXW240E £331
BREAKFAST BAR / TALL 2400x900x18 EP JXXW24090E £477
Curve Corn/Pel Sq JXXCRCVNSRQ £106
Curved Plinth JXXCRVPLI £215
3000 Corn/Pel Sq JXXW3000 £116

ACCESSORIES

Ext Corner Post 900 JXXCPEXT90 £176
Int Corner Post 720 JXXCPSLAB £86
Curve End Post 2400 JXXCENDPOST £273
Corner Block JXXCENDPROFILE £107
3050 Plinth JXXCPLI £125
Corner Post Pair JXXCPOSTPAIR £86
3050 In Frame Profile JXXCPRO £126

VIVO+ PAINT TO ORDER

- Slab door
- 18mm MF MDF
- Matt Paint to Order



Replace 'XXX' with prefix: **396**
 You must also specify your chosen colour:
 See page 15 to view our standard paint to order colours available OR
 specify 'Bespoke' and provide a colour reference to match to*

Replace 'U' with the letter next to the Quickcab carcass colour you require:
 Dust Grey **D** Ivory **I** Light Grey **L** Oak **K** White **W**

* Bespoke colours have a 20 working day lead time.
 Surcharge applies on bespoke colours, £260 per 20 frontals.

BASE UNITS

150mm JXXU15B £215	300mm JXXU30B £235	350mm JXXU35B £244	400mm JXXU40B £249	450mm JXXU45B £251	500mm JXXU50B £252	600mm JXXU60B £280	260mm JXXU26B £234
--------------------------	--------------------------	--------------------------	--------------------------	--------------------------	--------------------------	--------------------------	--------------------------

Under Oven Housing JXXU0UH £259	700mm JXXU70B £319	800mm JXXU80B £341	900mm JXXU90B £346	1000mm JXXU10B £351	BELFAST SINK BASE UNITS 600mm wide	Belfast 455mm (h) JXXUBEL455 £292	Belfast 495mm (h) JXXUBEL495 £296
---------------------------------------	--------------------------	--------------------------	--------------------------	---------------------------	--	---	---

DRAWER LINE UNITS

300mm JXXU30DL1 £416	400mm JXXU40DL1 £438	500mm JXXU50DL1 £455	600mm JXXU60DL1 £478	800mm JXXU80DL2 £721	1000mm JXXU10DL2 £585	1000 Dyn Under sink JXXUUNDSINK £1,039
----------------------------	----------------------------	----------------------------	----------------------------	----------------------------	-----------------------------	--

SINK BASE UNITS

500mm dummy drawer JXXU50DLO £297	600mm dummy drawer JXXU60DLO £308	800mm dummy drawer JXXU80DLO £389	1000mm dummy drawer JXXU10DLO £416	800mm 1 drawer JXXU80DL1 £554	1000mm 1 drawer JXXU10DL1 £585
--	--	--	---	--	---

CORNER & CURVE BASE UNITS

800mm JXXU80CB4 £413	900mm JXXU90CB £419	1000mm CB5 JXXU10CB5 £460	1000mm CB6 JXXU10CB6 £478	900x900mm L JXXUCBASE £501	930x930mm L JXXUCBASE930 £576	Base Curve JXXUCRVB £716
----------------------------	---------------------------	---------------------------------	---------------------------------	----------------------------------	-------------------------------------	--------------------------------

2 DRAWER UNITS

500mm JXXU502D £772	600mm JXXU602D £798	800mm JXXU802D £891	900mm JXXU902D £911	1000mm JXXU102D £924	500mm JXXU503D £890	600mm JXXU603D £919	800mm JXXU803D £1,018
---------------------------	---------------------------	---------------------------	---------------------------	----------------------------	---------------------------	---------------------------	-----------------------------

3 DRAWER UNITS

900mm JXXU903D £1,044	1000mm JXXU103D £1,053	400mm JXXU404D £970	500mm JXXU504D £1,022	600mm JXXU604D £1,039	300mm JXXU305D £1,126	500mm JXXU505D £2,295	600mm JXXU605D £2,414
-----------------------------	------------------------------	---------------------------	-----------------------------	-----------------------------	-----------------------------	-----------------------------	-----------------------------

2 DRAWER UNITS WITH INTERNAL DRAWER

500mm JXXU50INT2D £963	600mm JXXU60INT2D £987	800mm JXXU80INT2D £1,092	900mm JXXU90INT2D £1,117	1000mm JXXU10INT2D £1,133	150mm JXXU15W £214	300mm JXXU30W £220	350mm JXXU35W £225
------------------------------	------------------------------	--------------------------------	--------------------------------	---------------------------------	--------------------------	--------------------------	--------------------------

WALL UNITS

400mm JXXU40W £226	450mm JXXU45W £229	500mm JXXU50W £234	600mm JXXU60W £260	700mm JXXU70W £319	800mm JXXU80W £345	900mm JXXU90W £351	1000mm JXXU10W £352
--------------------------	--------------------------	--------------------------	--------------------------	--------------------------	--------------------------	--------------------------	---------------------------

CORNER & CURVE WALL UNITS

Wall Curve JXXUCRVW £716	600x600mm L JXXUCWL £494	630x630mm L JXXUCWL630 £568	600x600mm D JXXUCWS £465	600x300mm Conv JXXU30D60W £409	600x300mm Conv JXXU30D60WCP £450
--------------------------------	--------------------------------	-----------------------------------	--------------------------------	--------------------------------------	--

BRIDGING UNITS

360 x 500mm JXXU50BR £256	288 x 600mm JXXU60BR288 £255	288 x 800mm JXXU80BR288 £377	288 x 900mm JXXU90BR288 £390	288 x 1000mm JXXU10BR288 £406	360 x 600mm JXXU60BR £265	360 x 800mm JXXU80BR £392	360 x 900mm JXXU90BR £407	360 x 1000mm JXXU10BR £422
---------------------------------	------------------------------------	------------------------------------	------------------------------------	-------------------------------------	---------------------------------	---------------------------------	---------------------------------	----------------------------------

BI-FOLD UNITS

500mm JXXU50BF £612	600mm JXXU60BF £632	800mm JXXU80BF £831	900mm JXXU90BF £845	1000mm JXXU10BF £854	720x600mm Micro JXXUMICRO60 £513	900x600mm Micro JXXUMICRO90 £517
---------------------------	---------------------------	---------------------------	---------------------------	----------------------------	--	--

TALL WALL UNITS

300mm JXXU309W £272	400mm JXXU409W £304	450mm JXXU459W £330	500mm JXXU509W £345	600mm JXXU609W £375	800mm JXXU809W £460	900mm JXXU909W £548	1000mm JXXU109W £575
---------------------------	---------------------------	---------------------------	---------------------------	---------------------------	---------------------------	---------------------------	----------------------------

APPLIANCE HOUSING

50/50 Fridge 980 JXXUFF50 £671	50/50 Fridge 895 JXXUFF90 £678	70/30 Fridge JXXUFF70 £678	Double Oven JXXUTOVENA £560	Single Oven JXXUTOVENB £587	Single + Micro 380 JXXUTOVENC £549	Single + Micro 460 JXXUTOVEND £550
--------------------------------------	--------------------------------------	----------------------------------	-----------------------------------	-----------------------------------	--	--

EXTRA TALL APPLIANCE HOUSING

50/50 Fridge XT JXXUTFF50 £906	70/30 Fridge XT JXXUTFF70 £897	Single Oven XT JXXUTTOVENA £827	Double Oven XT JXXUTTOVENB £798	Sgl + Micro 380 XT JXXUTTOVENC £769	Sgl + Micro 460 XT JXXUTTOVEND £782	Diagonal Larder JXXULDU2D £5,175	Corner L 1000 JXXUL10CC £1,234
--------------------------------------	--------------------------------------	---------------------------------------	---------------------------------------	---	---	--	--------------------------------------

LARDER UNITS

300mm JXXUL30 £519	400mm JXXUL40 £564	500mm JXXUL50 £613	600mm JXXUL60 £678	300mm XT JXXUL30 £624	400mm XT JXXUL40 £743	500mm XT JXXUL50 £791	600mm XT JXXUL60 £897
--------------------------	--------------------------	--------------------------	--------------------------	-----------------------------	-----------------------------	-----------------------------	-----------------------------

FULL HEIGHT DOOR LARDER UNIT

300mm JXXU30FHD £556	400mm JXXU40FHD £617	500mm JXXU50FHD £680	600mm JXXU60FHD £755	Butlers Pantry 1000 JXXKBPTRY £2,214	Larder 1000 JXXUL10 £1,246	2 Drawer L 1000 JXXUL102DR £1,594	3 Drawer L 1000 JXXUL103DR £1,690
----------------------------	----------------------------	----------------------------	----------------------------	--	----------------------------------	---	---

APPLIANCE / EXTRA TALL APPLIANCE HOUSING W. DRAWERS

Double Oven JXXUTOVENE £993	Single Oven JXXUTOVENF £1,096	Double Oven XT JXXUTTOVENE £1,226	Single Oven XT JXXUTTOVENF £1,334	Oak spice rack, single JSPICERACK £329	110x596 JXXU11059 £40	140x596 JXXU14059 £41	450x596 JXXU45059 £72
-----------------------------------	-------------------------------------	---	---	--	-----------------------------	-----------------------------	-----------------------------

APPLIANCE DOORS

490x596 JXXU49059 £70	570x596 JXXU57059 £81	645x596 JXXU64559 £86	715x346 JXXU71534 £72	715x446 JXXU71544 £72	715x596 JXXU71559 £91	895x596 JXXU89559 £114	980x596 JXXU98059 £129
-----------------------------	-----------------------------	-----------------------------	-----------------------------	-----------------------------	-----------------------------	------------------------------	------------------------------

WIREWORK UNITS

150 Dynamic pull out JXXUDY15 £362	150 Dynamic Towel JXXUDY15TOW £422	300 Dynamic pull out JXXUDY30 £460	300 Dyn Tall Larder JXXUL30W £1,360	300 Elite Tall Larder JXXUL30PUL £1,602	400 Dyn Tall Larder JXXUL40W £1,437	Elite 500 Maxima JXXUL50MAX £1,783	Dyn 500 Maxima JXXUDY50MAX £1,305
--	--	--	---	---	---	--	---

WIREWORK UNITS

Dyn 600 Maxima JXXUDY60MAX £1,394	Dyn Corner Unit L JXXUDYCNRL £1,199	Dyn Corner Unit R JXXUDYCNRR £1,199	¼ Car 900x900 JXXUCAR3/4 £698	¼ Car 930x930 JXXUCAR3/4 £803	½ Carousel 1000 CB JXXUCAR1/2 £624	150 Elite Pull Out JXXUL15 £455	300 Elite pull out JXXUL30 £560
---	---	---	-------------------------------------	-------------------------------------	--	---------------------------------------	---------------------------------------

WIREWORK UNITS

Elite Corner Unit L JXXUEL CNRL £1,336	Elite Corner Unit R JXXUEL CNRR £1,336	Combi Elite 450 (R) JXXUEL COM45R £1,218	Combi Elite 450 (L) JXXUEL COM45L £1,218	Combi Elite 500 (R) JXXUEL COM50R £1,251	Combi Elite 500 (L) JXXUEL COM50L £1,251	Combi Dyn 450 (R) JXXUDY COM45R £1,196	Combi Dyn 450 (L) JXXUDY COM45L £1,196
--	--	--	--	--	--	--	--

WIREWORK UNITS

Combi Dyn 500 (R) JXXUDY COM50R £1,231	Combi Dyn 500 (L) JXXUDY COM50L £1,231	300 Dyn Tall Larder XT JXXUTL30W £1,459	400 Dyn Tall Larder XT JXXUTL40W £1,602	Dyn 500 Maxima XT JXXUTDY50MAX £1,470	Dyn 600 Maxima XT JXXUTDY60MAX £1,598	Elite 500 Maxima XT JXXUTEL50MAX £1,947	300 Elite Tall Larder XT JXXUTEL30PUL £1,700
--	--	---	---	---	---	---	--

END PANELS & ACCESSORIES

WALL 792x350x18 EP JXXU792E £80	TALL WALL 990x375x18 EP JXXUEND990375 £123	BASE 900x650x18 EP JXXU90E £135	TALL 2400x650x18 EP JXXU240E £382	BREAKFAST BAR / TALL 2400x900x18 EP JXXU24090E £549	Curve Corn/Pel Sq JXXCRVCRNSQ £123	Curved Plinth JXXCRVPLI £245	3000 Corn/Pel Sq JXXCOR £133
--	---	--	--	--	--	------------------------------------	------------------------------------

ACCESSORIES

Int Corner Post 720 JXXCPSLAB £101	720 x 70 x 70	Straight End Pillar JXXSENDPILLAR £259	2400 x 100 x 50	3050 Plinth JXXPLI £144	715 x 70 x 20	Corner Post Pair JXXCPOSTPAIR £101	3050 In Frame Profile JXXPRO £153
--	---------------	--	-----------------	-------------------------------	---------------	--	---

WINDSOR PAINT TO ORDER

- 5pc shaker door with flat centre panel + internal beading
- Solid ash frame, veneered centre panel
- 20mm
- Matt Paint to Order



Replace 'XXX' with prefix: **266**
 You must also specify your chosen colour:
 See page 15 to view our standard paint to order colours available OR
 specify 'Bespoke' and provide a colour reference to match to*

Replace 'U' with the letter next to the Quickcab carcass colour you require:
 Dust Grey **D** Ivory **I** Light Grey **L** Oak **K** White **W**

* Bespoke colours have a 20 working day lead time.
 Surcharge applies on bespoke colours, £260 per 20 frontals.

BASE UNITS

- | | | | | | | | |
|--------------------------|--------------------------|--------------------------|--------------------------|--------------------------|--------------------------|--------------------------|--------------------------|
| 150mm
JXXU15B
£236 | 300mm
JXXU30B
£262 | 350mm
JXXU35B
£281 | 400mm
JXXU40B
£287 | 450mm
JXXU45B
£295 | 500mm
JXXU50B
£299 | 600mm
JXXU60B
£331 | 260mm
JXXU26B
£275 |
|--------------------------|--------------------------|--------------------------|--------------------------|--------------------------|--------------------------|--------------------------|--------------------------|

- | | | | | | | |
|---------------------------------------|--------------------------|--------------------------|--------------------------|---------------------------|---|---|
| Under Oven Housing
JXXU0UH
£256 | 700mm
JXXU70B
£412 | 800mm
JXXU80B
£451 | 900mm
JXXU90B
£444 | 1000mm
JXXU10B
£449 | Belfast 455mm (h)
JXXUBEL455
£326 | Belfast 495mm (h)
JXXUBEL495
£336 |
|---------------------------------------|--------------------------|--------------------------|--------------------------|---------------------------|---|---|

DRAWER LINE UNITS incl. 1 drawer box

- | | | | | | | |
|----------------------------|----------------------------|----------------------------|----------------------------|----------------------------|-----------------------------|--|
| 300mm
JXXU30DL1
£440 | 400mm
JXXU40DL1
£471 | 500mm
JXXU50DL1
£498 | 600mm
JXXU60DL1
£526 | 800mm
JXXU80DL2
£797 | 1000mm
JXXU10DL2
£849 | 1000 Dyn Under sink
JXXUUNDSINK
£1,112 |
|----------------------------|----------------------------|----------------------------|----------------------------|----------------------------|-----------------------------|--|

SINK BASE UNITS incl. dummy drawer

- | | | | | | | |
|--|--|--|---|--|---|--|
| 500mm
dummy drawer
JXXU50DL0
£339 | 600mm
dummy drawer
JXXU60DL0
£368 | 800mm
dummy drawer
JXXU80DL0
£483 | 1000mm
dummy drawer
JXXU10DL0
£530 | 800mm
1 drawer
JXXU80DL1
£639 | 1000mm
1 drawer
JXXU10DL1
£688 | 1000 Dyn Under sink
JXXUUNDSINK
£1,112 |
|--|--|--|---|--|---|--|

CORNER & CURVE BASE UNITS

- | | | | | | |
|----------------------------|---------------------------|---------------------------------|---------------------------------|----------------------------------|-------------------------------------|
| 800mm
JXXU80CB4
£419 | 900mm
JXXU90CB
£423 | 1000mm CB5
JXXU10CB5
£428 | 1000mm CB6
JXXU10CB6
£455 | 900x900mm L
JXXUCBASE
£561 | 930x930mm L
JXXUCBASE930
£645 |
|----------------------------|---------------------------|---------------------------------|---------------------------------|----------------------------------|-------------------------------------|

2 DRAWER UNITS

- | | | | | | | | |
|---------------------------|---------------------------|---------------------------|---------------------------|------------------------------|---------------------------|---------------------------|-----------------------------|
| 500mm
JXXU502D
£800 | 600mm
JXXU602D
£837 | 800mm
JXXU802D
£948 | 900mm
JXXU902D
£976 | 1000mm
JXXU102D
£1,003 | 500mm
JXXU503D
£925 | 600mm
JXXU603D
£959 | 800mm
JXXU803D
£1,088 |
|---------------------------|---------------------------|---------------------------|---------------------------|------------------------------|---------------------------|---------------------------|-----------------------------|

3 DRAWER UNITS

- | | | | | | | | |
|-----------------------------|------------------------------|---------------------------|-----------------------------|-----------------------------|-----------------------------|--------------------------------|--------------------------------|
| 900mm
JXXU903D
£1,117 | 1000mm
JXXU103D
£1,135 | 400mm
JXXU404D
£981 | 500mm
JXXU504D
£1,026 | 600mm
JXXU604D
£1,066 | 300mm
JXXU305D
£1,125 | 500mm
JXXUSMART50
£2,315 | 600mm
JXXUSMART60
£2,456 |
|-----------------------------|------------------------------|---------------------------|-----------------------------|-----------------------------|-----------------------------|--------------------------------|--------------------------------|

2 DRAWER UNITS WITH INTERNAL DRAWER

- | | | | | | | | |
|------------------------------|--------------------------------|--------------------------------|--------------------------------|---------------------------------|--------------------------|--------------------------|--------------------------|
| 500mm
JXXU50INT2D
£981 | 600mm
JXXU60INT2D
£1,017 | 800mm
JXXU80INT2D
£1,143 | 900mm
JXXU90INT2D
£1,176 | 1000mm
JXXU10INT2D
£1,208 | 150mm
JXXU30W
£221 | 300mm
JXXU30W
£245 | 350mm
JXXU35W
£260 |
|------------------------------|--------------------------------|--------------------------------|--------------------------------|---------------------------------|--------------------------|--------------------------|--------------------------|

WALL UNITS

- | | | | | | | | |
|--------------------------|--------------------------|--------------------------|--------------------------|--------------------------|--------------------------|--------------------------|---------------------------|
| 400mm
JXXU40W
£270 | 450mm
JXXU45W
£274 | 500mm
JXXU50W
£281 | 600mm
JXXU60W
£317 | 700mm
JXXU70W
£412 | 800mm
JXXU80W
£433 | 900mm
JXXU90W
£445 | 1000mm
JXXU10W
£451 |
|--------------------------|--------------------------|--------------------------|--------------------------|--------------------------|--------------------------|--------------------------|---------------------------|

CORNER & CURVE WALL UNITS

- | | | | | | |
|--------------------------------|--------------------------------|-----------------------------------|--------------------------------|--------------------------------------|--|
| Wall Curve
JXXUCRVW
£623 | 600x600mm L
JXXUCWL
£581 | 630x630mm L
JXXUCWL630
£668 | 600x600mm D
JXXUCWS
£492 | 600x300mm Conv
JXXU30D60W
£542 | 600x300mm Conv
JXXU30D60WCP
£596 |
|--------------------------------|--------------------------------|-----------------------------------|--------------------------------|--------------------------------------|--|

BRIDGING UNITS 288mm or 360mm tall, incl. gas lift mechanism

- | | | | | | | | | | |
|---------------------------------|------------------------------------|------------------------------------|------------------------------------|-------------------------------------|---------------------------------|---------------------------------|---------------------------------|---------------------------------|----------------------------------|
| 360 x 500mm
JXXU50BR
£275 | 288 x 600mm
JXXU60BR288
£277 | 288 x 800mm
JXXU80BR288
£407 | 288 x 900mm
JXXU90BR288
£425 | 288 x 1000mm
JXXU10BR288
£443 | 360 x 500mm
JXXU50BR
£275 | 360 x 600mm
JXXU60BR
£288 | 360 x 800mm
JXXU80BR
£423 | 360 x 900mm
JXXU90BR
£443 | 360 x 1000mm
JXXU10BR
£462 |
|---------------------------------|------------------------------------|------------------------------------|------------------------------------|-------------------------------------|---------------------------------|---------------------------------|---------------------------------|---------------------------------|----------------------------------|

BI-FOLD UNITS (720mm tall) incl. bi-fold mechanism

- | | | | | | | |
|---------------------------|---------------------------|---------------------------|---------------------------|----------------------------|--|--|
| 500mm
JXXU50BF
£649 | 600mm
JXXU60BF
£676 | 800mm
JXXU80BF
£892 | 900mm
JXXU90BF
£916 | 1000mm
JXXU10BF
£938 | 720x600mm Micro
JXXUMICRO60
£649 | 900x600mm Micro
JXXUMICRO90
£696 |
|---------------------------|---------------------------|---------------------------|---------------------------|----------------------------|--|--|

BELFAST SINK BASE UNITS

- | | | |
|------------|---|---|
| 600mm wide | Belfast 455mm (h)
JXXUBEL455
£326 | Belfast 495mm (h)
JXXUBEL495
£336 |
|------------|---|---|

SINK BASE UNITS

- | | | | |
|-------------------------------------|--------------------------------|---|------------------------------------|
| incl. pull out wirework drawers x 2 | Base Curve
JXXUCRVB
£627 | 1970mm Tall Curve
JXXUETRADIUS
£1,180 | 1970x260mm
JXXUETBASE26
£698 |
|-------------------------------------|--------------------------------|---|------------------------------------|

CURVE BASE UNITS

- | | | | |
|------------------------------------|---------------------------|---|------------------------------------|
| incl. 1 dummy drawer, 1 drawer box | 300mm
JXXUCRVB
£627 | 1970mm Tall Curve
JXXUETRADIUS
£1,180 | 1970x260mm
JXXUETBASE26
£698 |
|------------------------------------|---------------------------|---|------------------------------------|

WALL UNITS

- | | | |
|--------------------------|--------------------------|--------------------------|
| 150mm
JXXU30W
£221 | 300mm
JXXU30W
£245 | 350mm
JXXU35W
£260 |
|--------------------------|--------------------------|--------------------------|

3 DRAWER UNITS

- | | | |
|---------------------------|---------------------------|-----------------------------|
| 500mm
JXXU503D
£925 | 600mm
JXXU603D
£959 | 800mm
JXXU803D
£1,088 |
|---------------------------|---------------------------|-----------------------------|

5 DRW UNIT

- | | | |
|-----------------------------|--------------------------------|--------------------------------|
| 300mm
JXXU305D
£1,125 | 500mm
JXXUSMART50
£2,315 | 600mm
JXXUSMART60
£2,456 |
|-----------------------------|--------------------------------|--------------------------------|

WALL UNITS

- | | | |
|--------------------------|--------------------------|--------------------------|
| 150mm
JXXU30W
£221 | 300mm
JXXU30W
£245 | 350mm
JXXU35W
£260 |
|--------------------------|--------------------------|--------------------------|

WALL UNITS

- | | | | | | | | |
|--------------------------|--------------------------|--------------------------|--------------------------|--------------------------|--------------------------|--------------------------|---------------------------|
| 400mm
JXXU40W
£270 | 450mm
JXXU45W
£274 | 500mm
JXXU50W
£281 | 600mm
JXXU60W
£317 | 700mm
JXXU70W
£412 | 800mm
JXXU80W
£433 | 900mm
JXXU90W
£445 | 1000mm
JXXU10W
£451 |
|--------------------------|--------------------------|--------------------------|--------------------------|--------------------------|--------------------------|--------------------------|---------------------------|

CORNER & CURVE WALL UNITS

- | | | | | | |
|--------------------------------|--------------------------------|-----------------------------------|--------------------------------|--------------------------------------|--|
| Wall Curve
JXXUCRVW
£623 | 600x600mm L
JXXUCWL
£581 | 630x630mm L
JXXUCWL630
£668 | 600x600mm D
JXXUCWS
£492 | 600x300mm Conv
JXXU30D60W
£542 | 600x300mm Conv
JXXU30D60WCP
£596 |
|--------------------------------|--------------------------------|-----------------------------------|--------------------------------|--------------------------------------|--|

TALL CORNER & CURVE WALL UNITS (900mm tall)

- | | | |
|--------------------------------------|---|---------------------------------------|
| 600x600mm Tall D
JXXU9CWS
£589 | 630x630mm Tall L
JXXU9CWL630
£835 | Tall Wall Curve
JXXUCRV90W
£761 |
|--------------------------------------|---|---------------------------------------|

MICRO WALL HOUSING KITS see p. 16 for contents

- | | |
|--|--|
| 720x600mm Micro
JXXUMICRO60
£649 | 900x600mm Micro
JXXUMICRO90
£696 |
|--|--|

TALL WALL UNITS (900mm tall)

- | | | | | | | | |
|---------------------------|---------------------------|---------------------------|---------------------------|---------------------------|---------------------------|---------------------------|----------------------------|
| 300mm
JXXU309W
£314 | 400mm
JXXU409W
£356 | 450mm
JXXU459W
£389 | 500mm
JXXU509W
£399 | 600mm
JXXU609W
£445 | 800mm
JXXU809W
£575 | 900mm
JXXU909W
£673 | 1000mm
JXXU109W
£687 |
|---------------------------|---------------------------|---------------------------|---------------------------|---------------------------|---------------------------|---------------------------|----------------------------|

APPLIANCE HOUSING see p. 8 for door configurations

- | | | | | | | |
|--------------------------------------|--------------------------------------|----------------------------------|-----------------------------------|-----------------------------------|--|--|
| 50/50 Fridge 980
JXXUFF50
£816 | 50/50 Fridge 895
JXXUFF90
£850 | 70/30 Fridge
JXXUFF70
£791 | Double Oven
JXXUTOVENA
£642 | Single Oven
JXXUTOVENB
£687 | Single + Micro 380
JXXUTOVENC
£631 | Single + Micro 460
JXXUTOVEND
£616 |
|--------------------------------------|--------------------------------------|----------------------------------|-----------------------------------|-----------------------------------|--|--|

EXTRA TALL APPLIANCE HOUSING (2150mm tall) see p. 8 for door configurations

- | | | | | | | | |
|--|--|---------------------------------------|---------------------------------------|---|---|--|--------------------------------------|
| 50/50 Fridge XT
JXXUTFF50
£1,060 | 70/30 Fridge XT
JXXUTFF70
£1,023 | Single Oven XT
JXXUTTOVENA
£927 | Double Oven XT
JXXUTTOVENB
£887 | Sgl + Micro 380 XT
JXXUTTOVENC
£839 | Sgl + Micro 460 XT
JXXUTTOVEND
£854 | Diagonal Larder
JXXUDLU2D
£3,246 | Corner L 1000
JXXUL10CC
£1,493 |
|--|--|---------------------------------------|---------------------------------------|---|---|--|--------------------------------------|

LARDER UNITS see p. 8 for door configurations

- | | | | | | | | |
|--------------------------|--------------------------|--------------------------|--------------------------|------------------------------|------------------------------|------------------------------|--------------------------------|
| 300mm
JXXUL30
£582 | 400mm
JXXUL40
£652 | 500mm
JXXUL50
£708 | 600mm
JXXUL60
£791 | 300mm XT
JXXUTL30
£704 | 400mm XT
JXXUTL40
£832 | 500mm XT
JXXUTL50
£887 | 600mm XT
JXXUTL60
£1,023 |
|--------------------------|--------------------------|--------------------------|--------------------------|------------------------------|------------------------------|------------------------------|--------------------------------|

APPLIANCE / EXTRA TALL APPLIANCE HOUSING W. DRAWERS p. 8 for door configs.

- | | | | | | | | |
|-------------------------------------|-------------------------------------|---|---|--|----------------------------------|---|---|
| Double Oven
JXXUTOVENE
£1,076 | Single Oven
JXXUTOVENF
£1,217 | Double Oven XT
JXXUTTOVENE
£1,321 | Single Oven XT
JXXUTTOVENF
£1,431 | Butlers Pantry 1000
JXXUBPTRY
£2,481 | Larder 1000
JXXUL10
£1,505 | 2 Drawer L 1000
JXXUL102DR
£1,885 | 3 Drawer L 1000
JXXUL103DR
£2,017 |
|-------------------------------------|-------------------------------------|---|---|--|----------------------------------|---|---|

APPLIANCE DOORS

- | | | | | | | | | | |
|----------------------------|----------------------------|-----------------------------|-----------------------------|-----------------------------|-----------------------------|-----------------------------|-----------------------------|-----------------------------|-----------------------------|
| 110x596
JXX11059
£49 | 140x596
JXX14059
£56 | 450x596
JXX45059
£115 | 490x596
JXX49059
£124 | 570x596
JXX57059
£133 | 645x596
JXX64559
£145 | 715x346
JXX71534
£117 | 715x446
JXX71544
£125 | 715x596
JXX71559
£156 | 895x596
JXX89559
£200 |
|----------------------------|----------------------------|-----------------------------|-----------------------------|-----------------------------|-----------------------------|-----------------------------|-----------------------------|-----------------------------|-----------------------------|

WIREWORK UNITS incl. cab, doors & pull out wirework

- | | | | | | | | |
|--|--|--|--|---|--|---|---|
| 300 Elite pull out
JXXUEL30
£567 | 150 Dynamic pull out
JXXUDY15
£373 | 150 Dynamic Towel
JXXUDY15TOW
£430 | 300 Dynamic pull out
JXXUDY30
£358 | 300 Dyn Tall Larder
JXXUL30W
£1,374 | 300 Elite Tall Larder
JXXUEL30PUL
£1,604 | 400 Dyn Tall Larder
JXXUL40W
£1,471 | Elite 500 Maxima
JXXUEL50MAX
£1,810 |
|--|--|--|--|---|--|---|---|

WIREWORK UNITS incl. cab, doors & pull out wirework (nb. RH Combi & Corner Units shown)

- | | | | | | | | |
|---|---|---|-------------------------------------|-------------------------------------|--|---|---|
| Dyn 500 Maxima
JXXUDY50MAX
£1,357 | Dyn 600 Maxima
JXXUDY60MAX
£1,466 | Dyn Corner Unit (R/L)
JXXUDYCNRR/L
£1,122 | ¼ Car 900x900
JXXUCAR3/4
£772 | ¼ Car 930x930
JXXUCAR3/4
£888 | ½ Carousel 1000 CB
JXXUCAR1/2
£622 | Elite Corner Unit (R/L)
JXXUELCCNR/L
£1,325 | Combi Elite 450 (R/L)
JXXUELCOM45R/L
£1,210 |
|---|---|---|-------------------------------------|-------------------------------------|--|---|---|

WIREWORK UNITS incl. cab, doors & wirework (nb. RH Combi shown)

- | | | | | | | | |
|---|---|---|---|---|---|--|---|
| Combi Elite 500 (R/L)
JXXUELCOM50R/L
£1,244 | Combi Dyn 450 (R/L)
JXXUDYCOM45R/L
£1,192 | Combi Dyn 500 (R/L)
JXXUDYCOM50R/L
£1,224 | 300 Dyn Tall Larder XT
JXXUTL30W
£1,474 | 400 Dyn Tall Larder XT
JXXUTL40W
£1,631 | Elite 500 Maxima XT
JXXUTEL50MAX
£1,967 | 300 Elite Tall Larder XT
JXXUTEL30PUL
£1,704 | 500 Dyn Maxima XT
JXXUTDY50MAX
£1,515 |
|---|---|---|---|---|---|--|---|

EX. TALL WIREWORK

- | | | | | | | | |
|--|---------------------------------------|---|---------------------------------------|---|--|---------------------------------|---------------------------------------|
| 600 Dyn Maxima XT
JXXUDY60MAX
£1,669 | 792x350x20 EP T&G
JXX780ETG
£86 | 990x375x20 EP T&G
JXXEND990375TG
£146 | 900x650x20 EP T&G
JXX90ETG
£151 | 2400x650x20 EP T&G
JXX240ETG
£358 | 900x2100x20 EP T&G*
JXX21090ETG
£526 | 792x350x20 EP
JXX780E
£71 | 990x375x20 EP
JXXEND990375
£120 |
|--|---------------------------------------|---|---------------------------------------|---|--|---------------------------------|---------------------------------------|

END PANELS & ACCESSORIES End panel grain direction along longest side

- | | | | | | | | |
|---------------------------------|-----------------------------------|---------------------------------------|------------------------------------|-------------------------------|------------------------------------|--|---|
| 900x650x20 EP
JXX90E
£115 | 2400x650x20 EP
JXX240E
£282 | 3000 Tang Cornice
JXXCORTAN
£91 | Curved Plinth
JXXCRVPLI
£196 | 2800 Plinth
JXXPLI
£104 | 3000 Corn/Pel Sq
JXXCOR
£106 | Curve Corn/Pel Sq
JXXCRVPCNSQ
£388 | 3050 In Frame Profile
JXXPRO
£114 |
|---------------------------------|-----------------------------------|---------------------------------------|------------------------------------|-------------------------------|------------------------------------|--|---|

ACCESSORIES

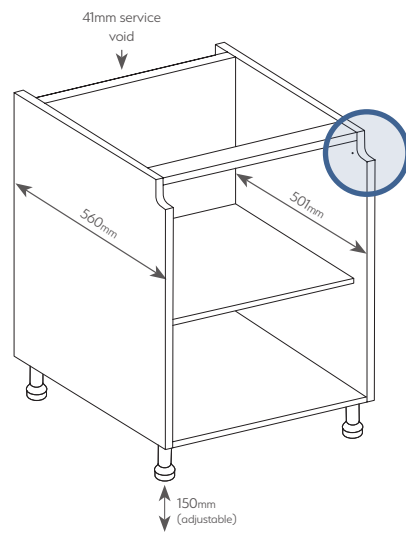
- | | | | | | | | |
|-------------------------------------|--|------------------------------------|--|--|-----------------------------------|---|------------------------------------|
| Curv Tang Cornice
JXXCTC
£255 | 3000 Tang Pelmet
JXXPELSOLID
£86 | Curv Tang Pelmet
JXXCTP
£197 | Straight End Pillar
JXXSENDPILLAR
£174 | Curved End Pillar
JXXCENDPILLAR
£175 | Curve Corn Block
JXXCCB
£57 | Corner Post Pair
JXXCPOSTPAIR
£68 | Floor Column
JXXFLORCOL
£239 |
|-------------------------------------|--|------------------------------------|--|--|-----------------------------------|---|------------------------------------|

ACCESSORIES

- | | | | | | | | |
|---|--|------------------------------------|---------------------------------------|--------------------------------------|--------------------------------------|--------------------------------------|-------------------------------------|
| Mantel Kit:
1 x Shelf
1 x Top
2 x Side
2 x Corbel
Mantel Kit
JXXMANTELKIT
£1,331 | Mantel Shelf
JXXMANTELSHELF
£315 | Mantel Top
JXXMANTELTOP
£315 | Mantel Corbel
JXXMANTELBKT
£114 | Mantel Side
JXXMANTELSIDE
£168 | Barrel Pilaster
JXXBARREL
£232 | 1500 Bottle Rack
JXXBOTTLE
£81 | 1200 Plate Rack
JXXPLATE
£248 |
|---|--|------------------------------------|---------------------------------------|--------------------------------------|--------------------------------------|--------------------------------------|-------------------------------------|

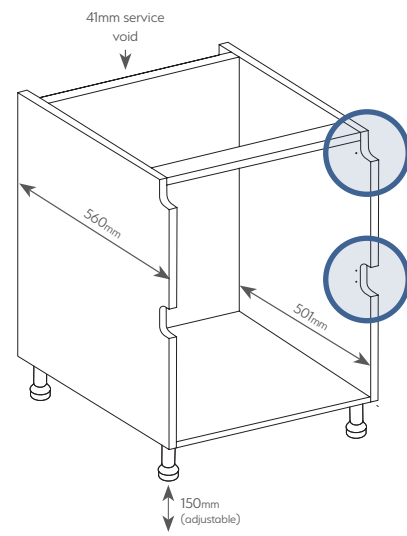
VERO QUICKCAB INFORMATION

BASE UNITS



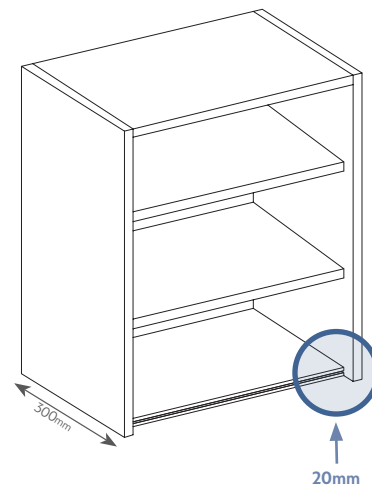
Top section pre-routed
Pre-drilled holes for quick fix brackets

2/3 DRAWER UNITS



Top and mid sections pre-routed
Pre-drilled holes for quick fix brackets

WALL UNITS



Base panel set back & groove
routed for profile


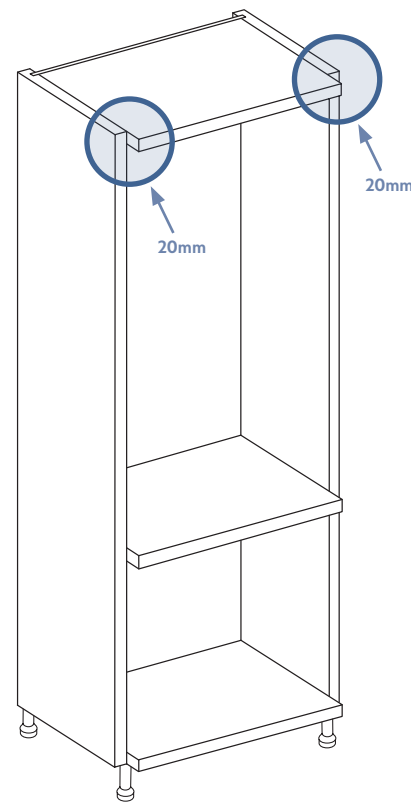
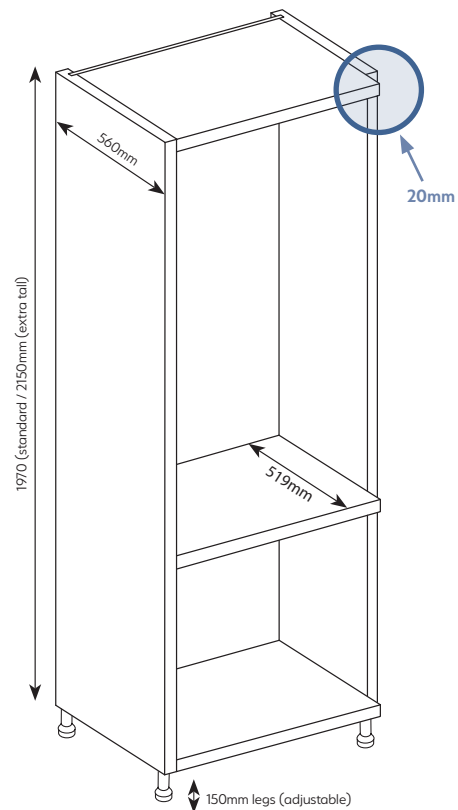
LARDER & APPLIANCE UNITS

'SINGLE GABLE' UNIT

- Cabinet gable set back on ONE side to accommodate vertical profile.
- Single gable units are part of any larder combination.
- Can be used for both Left Hand and Right Hand units.

'DOUBLE GABLE' UNIT

- Cabinet gable set back on BOTH sides to accommodate two vertical profiles.
- Used for the MIDDLE unit/s on a larder run of 3 or 4.



ADDITIONAL CABINET FEATURES

- Gables marked for hinges, 100mm centres
- Silence hinges included with all cabinets
- All carcasses have 2mm PVC leading edge
- Pre-drilled holes for drawer runners on 2/3 drawer units
- Wall units supplied with concealed hangers and plates
- Includes 5mm colour coordinated cover caps.

BASE, LARDER & APPLIANCE UNIT SIZES	HEIGHT	BACK (solid /MFC)	WALL UNIT SIZES	HEIGHT	BACK (solid /MFC)
Standard Base Unit	720mm	18mm	Bridging Unit	360mm	8mm
Larder & Appliance Units	1970mm	8mm	Standard Wall Unit	720mm	8mm
Extra Tall Larder & Appliance Units	2150mm	8mm	Tall Wall Unit	900mm	8mm


VERO PROFILES & ACCESSORIES

TOP PROFILE & ACCESSORIES:



TOP PROFILE USED FOR BASE UNITS

Silver VTOP4100 £124
Rose Gold VTOP4100RG £124
Graphite VTOP4100GR £124
4100 x 56.5 x 27.2mm
Aluminium



INTERNAL CORNER JOINT - TOP CONNECTS TOP PROFILES

Silver VTOPINT90 £63
Rose Gold VTOPINT90RG £63
Graphite VTOPINT90GR £63
90 degrees
Aluminium




JOINT SECTION CONNECTS TOP PROFILES

Silver VTOPOINT £76
Rose Gold VTOPOINTRG £76
Graphite VTOPOINTGR £76
Aluminium



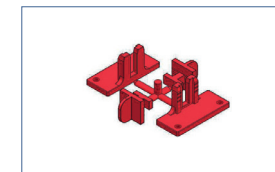
END CAPS - TOP FINISHES OFF TOP PROFILES

Silver VTOPENDCAP £70
Rose Gold VTOPENDCAPRG £70
Graphite VTOPENDCAPGR £70
Aluminium
Pair (1 LH, 1 RH)



EXTERNAL CORNER JOINT - TOP CONNECTS TOP PROFILES


Silver VTOPEXT90 £63
Rose Gold VTOPEXT90RG £63
Graphite VTOPEXT90GR £63
90 degrees
Aluminium



QUICK FIX BRACKETS ATTACHES PROFILE TO CABINET

VQFIX £7
Quick fix brackets for top and mid profiles
Screw mounted, 1 pair (min. order 25 pairs)
Nb. Brackets for top and mid profiles are the same.

MID PROFILE & ACCESSORIES:



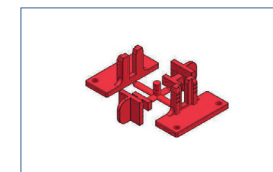
MID PROFILE USED FOR DRAWERS

Silver VMID4100 £131
Rose Gold VMID4100RG £131
Graphite VMID4100GR £131
4100 x 73 x 26mm
Aluminium



INTERNAL CORNER JOINT - MID CONNECTS MID PROFILES

Silver VMIDINT90 £117
Rose Gold VMIDINT90RG £117
Graphite VMIDINT90GR £117
90 degrees
Aluminium



QUICK FIX BRACKETS ATTACHES PROFILE TO CABINET

VQFIX £7
Quick fix brackets for top and mid profiles
Screw mounted, 1 pair (min. order 25 pairs)
Nb. Brackets for top and mid profiles are the same.



END CAPS - MID FINISHES OFF MID PROFILES

Silver VMIDENDCAP £70
Rose Gold VMIDENDCAPRG £70
Graphite VMIDENDCAPGR £70
Aluminium - pair (1 LH, 1 RH)



EXTERNAL CORNER JOINT - MID CONNECTS MID PROFILES

Silver VMIDEXT90 £117
Rose Gold VMIDEXT90RG £117
Graphite VMIDEXT90GR £117
90 degrees
Aluminium

VERTICAL PROFILE & ACCESSORIES:




VERTICAL PROFILE - INTERMEDIATE USED BETWEEN TWO LARDERS

Silver VVERTMID4200 £207
Rose Gold VVERTMID4200RG £207
Graphite VVERTMID4200GR £207
4200 x 71.6 x 41mm
Aluminium



VERTICAL PROFILE - LATERAL USED WITH ONE LARDER UNIT

Silver VVERTEND4200 £187
Rose Gold VVERTEND4200RG £187
Graphite VVERTEND4200GR £187
4200 x 53.3 x 41mm
Aluminium



SPACER FOR APPLIANCE CONCEALS GAP BEHIND APPLIANCES

Silver VVERTSPACER £49
Rose Gold VVERTSPACERRG £49
Graphite VVERTSPACERGR £49
580mm
Aluminium

WALL PROFILE



WALL CABINET PROFILE USED FOR WALL UNITS

Silver VWALL3900 £76
Rose Gold VWALL3900RG £76
Graphite VWALL3900GR £76
3900 x 19.6 x 20mm
Aluminium

FINISHES

Aluminium construction with 3 finish options.



LINEAR FOR VERO Price Group 1

TEXTURED TRUE HANDLELESS

- 18mm slab door
- Chipboard base
- Textured melamine face & reverse
- Laser edged

AVAILABLE ON A
20 working days
LEAD TIME

Replace 'XXX' with the number next to the door décor you require:
Natural Kendal Oak 281 Shorewood 280
Truffle Brown Denver Oak 283

Replace 'U' with the letter next to the Quickcab carcass colour you require:
Dust Grey D Ivory I Light Grey L White W

Pricing does not include Vero rails, please see page 57 for prices.

BASE UNITS

150mm VXXU15B £241	300mm VXXU30B £277	350mm VXXU35B £282	400mm VXXU40B £286	450mm VXXU45B £292	500mm VXXU50B £297	600mm VXXU60B £324	Under Oven Housing VXXU0UH £220
--------------------------	--------------------------	--------------------------	--------------------------	--------------------------	--------------------------	--------------------------	--

BASE UNITS

700mm VXXU70B £389	800mm VXXU80B £398	900mm VXXU90B £406	1000mm VXXU10B £414	800mm VXXU80CB4 £421	900mm VXXU90CB £429	1000mm CB5 VXXU10CB5 £436	1000mm CB6 VXXU10CB6 £450
--------------------------	--------------------------	--------------------------	---------------------------	----------------------------	---------------------------	---------------------------------	---------------------------------

CORNER BASE UNIT



3 DRAWER UNITS

800mm VXXU803D £921	900mm VXXU903D £946	1000mm VXXU103D £964	500mm VXXU50INT2D £860	600mm VXXU60INT2D £897	800mm VXXU80INT2D £1000	900mm VXXU90INT2D £1,020	1000mm VXXU10INT2D £1,037
---------------------------	---------------------------	----------------------------	------------------------------	------------------------------	-------------------------------	--------------------------------	---------------------------------

SMARTLARDER - SINGLE GABLE

incl. 5 internal drawers
(1970mm tall)

500mm VXXUSMART50S £1,921	600mm VXXUSMART60S £2,019
---------------------------------	---------------------------------

SMARTLARDER - DOUBLE GABLE

incl. 5 internal drawers
(1970mm tall)

500mm VXXUSMART50D £1,936	600mm VXXUSMART60D £2,032
---------------------------------	---------------------------------

WALL UNITS

450mm VXXU45W £281	500mm VXXU50W £282	600mm VXXU60W £308	700mm VXXU70W £369	800mm VXXU80W £377	900mm VXXU90W £392	1000mm VXXU10W £397
--------------------------	--------------------------	--------------------------	--------------------------	--------------------------	--------------------------	---------------------------

CORNER WALL UNITS



BRIDGING UNITS (360mm tall) incl. gas lift mechanism

800mm VXXU80BR £312	900mm VXXU90BR £318	1000mm VXXU10BR £324	500mm VXXU50BF £578	600mm VXXU60BF £597	800mm VXXU80BF £757	900mm VXXU90BF £777	1000mm VXXU10BF £788
---------------------------	---------------------------	----------------------------	---------------------------	---------------------------	---------------------------	---------------------------	----------------------------

TALL WALL UNITS (900mm tall)

300mm VXXU309W £281	400mm VXXU409W £299	450mm VXXU459W £308	500mm VXXU509W £325	600mm VXXU609W £340	800mm VXXU809W £421	900mm VXXU909W £442	1000mm VXXU109W £466
---------------------------	---------------------------	---------------------------	---------------------------	---------------------------	---------------------------	---------------------------	----------------------------

INTEGRATED APPLIANCE DOORS & FILLERS

685x446 VXX68544 £50	685x596 VXX68559 £59	110x596 VXX11059 £26	140x596 VXX14059 £28	450x596 VXX45059 £46	490x596 VXX49059 £47	570x596 VXX57059 £54	645x596 VXX64559 £56
----------------------------	----------------------------	----------------------------	----------------------------	----------------------------	----------------------------	----------------------------	----------------------------

INTEGRATED APPLIANCE DOORS

895x596 VXX89559 £78	980x596 VXX98059 £84
----------------------------	----------------------------

END PANELS

758x350x18 EP VXX758E £50	900x650x18 EP VXX90E £84	2400x650x18 EP VXX240E £193	2400x900x18 EP VXX2409E £255	685x1200x18 EP VXX1200E £112
---------------------------------	--------------------------------	-----------------------------------	------------------------------------	------------------------------------

ACCESSORIES

3000 Corn/Pel Sq VXXCOR £63	3050 Plinth VXXPLI £109	Corner Post VXX71514 £40
-----------------------------------	-------------------------------	--------------------------------

APPLIANCE HOUSING - SINGLE GABLE

50/50 Fridge 980 VXXU50FF50S £663	50/50 Fridge 895 VXXU50FF90S £669	70/30 Fridge VXXU70FF70S £671	Double Oven VXXU20VENAS £578	Single Oven VXXU20VENBS £598	Single + Micro 380 VXXU20VENCS £570	Single + Micro 460 VXXU20VENDS £518
---	---	-------------------------------------	------------------------------------	------------------------------------	---	---

EXTRA TALL APPLIANCE HOUSING - SINGLE GABLE (2150mm tall)

50/50 Fridge XT VXXU50TFF50S £725	70/30 Fridge XT VXXU70TFF70S £718	Single Oven XT VXXU20TVENAS £661	Double Oven XT VXXU20TVENBS £641	Sgl + Micro 380 XT VXXU20TVENCS £617	Sgl + Micro 460 XT VXXU20TVENDS £628
---	---	--	--	--	--

LARDER UNITS - SINGLE GABLE

300mm VXXUL30S £518	400mm VXXUL40S £567	500mm VXXUL50S £613	600mm VXXUL60S £671
---------------------------	---------------------------	---------------------------	---------------------------

EXTRA TALL LARDER UNITS - SINGLE GABLE (2150mm tall) p.9 for door configs.

300mm XT VXXULT30S £554	400mm XT VXXULT40S £609	500mm XT VXXULT50S £669	600mm XT VXXULT60S £718
-------------------------------	-------------------------------	-------------------------------	-------------------------------

APPLIANCE HOUSING - DOUBLE GABLE

50/50 Fridge 980 VXXU50DF50D £678	50/50 Fridge 895 VXXU50DF90D £683	70/30 Fridge VXXU70DF70D £686	Double Oven VXXU20DFVENAD £592	Single Oven VXXU20DFVENBD £612	Single + Micro 380 VXXU20DFVENCD £582	Single + Micro 460 VXXU20DFVENDD £530
---	---	-------------------------------------	--------------------------------------	--------------------------------------	---	---

EXTRA TALL APPLIANCE HOUSING - DOUBLE GABLE (2150mm tall) see p. 9 for door configurations

50/50 Fridge XT VXXU50TDF50D £736	70/30 Fridge XT VXXU70TDF70D £732	Single Oven XT VXXU20TDFVENAD £674	Double Oven XT VXXU20TDFVENBD £652	Sgl + Micro 380 XT VXXU20TDFVENCD £629	Sgl + Micro 460 XT VXXU20TDFVENDD £642
---	---	--	--	--	--

LARDER UNITS - DOUBLE GABLE 1 x 1245 door, 1 x 715 door

300mm VXXUL30D £530	400mm VXXUL40D £578	500mm VXXUL50D £628	600mm VXXUL60D £686
---------------------------	---------------------------	---------------------------	---------------------------

EXTRA TALL LARDER UNITS - DOUBLE GABLE (2150 tall) 1 x 1245, 1 x 895 door

300mm XT VXXULT30D £567	400mm XT VXXULT40D £621	500mm XT VXXULT50D £683	600mm XT VXXULT60D £732
-------------------------------	-------------------------------	-------------------------------	-------------------------------

FULL HEIGHT DOOR LARDER UNITS - SINGLE GABLE

1 x 1965mm full height door

300mm VXXUHFH30S £547	400mm VXXUHFH40S £607	500mm VXXUHFH50S £669	600mm VXXUHFH60S £728	300mm VXXUHFH30D £561	400mm VXXUHFH40D £620	500mm VXXUHFH50D £682	600mm VXXUHFH60D £743
-----------------------------	-----------------------------	-----------------------------	-----------------------------	-----------------------------	-----------------------------	-----------------------------	-----------------------------

FULL HEIGHT DOOR LARDER UNITS - DOUBLE GABLE

1 x 1965mm full height door

WIREWORK UNITS incl. cab, doors & pull out wirework

150 Dynamic pull out VXXUDY15 £368	150 Dynamic Towel VXXUDY15TOW £400	300 Dyn pull out VXXUDY30 £446	300 Dyn Tall Larder VXXUL30WS £1,173	400 Dyn Tall Larder VXXUL40WS £1,243	Elite 500 Maxima VXXUEL50MAXS £1,523	300 Elite Tall Larder VXXUL30PULS £1,359	Dyn 500 Maxima VXXUDY50MAXS £1,152
--	--	--------------------------------------	--	--	--	--	--

WIREWORK UNITS - SINGLE GABLE incl. cab, doors & pull out wirework

WIREWORK UNITS - SINGLE GABLE

incl. cab, doors & pull out wirework

Dyn 600 Maxima VXXUDY60MAXS £1,226	300 Dyn Tall Larder VXXUL30WD £1,186	400 Dyn Tall Larder VXXUL40WD £1,255	Dyn 500 Maxima VXXUDY50MAXD £1,165	Dyn 600 Maxima VXXUDY60MAXD £1,239	Elite 500 Maxima VXXUEL50MAXD £1,536	300 Elite Tall Larder VXXUL30PULD £1,373
--	--	--	--	--	--	--

WIREWORK UNITS - DOUBLE GABLE incl. cab, doors & pull out wirework

WIREWORK UNITS incl. cab, doors & pull out wirework

150 Elite Pull Out VXXUEL15 £428	300 Elite pull out VXXUL30 £526	Elite Corner Unit L VXXUEL30NRL £1,118	Elite Corner Unit R VXXUEL30NRR £1,118	Combi Elite 450 (R) VXXUEL450R £1,055	Combi Elite 450 (L) VXXUEL450L £1,055
--	---------------------------------------	--	--	---	---

WIREWORK UNITS incl. cab, doors & pull out wirework

Combi Elite 500 (R) VXXUEL500R £1,087	Combi Elite 500 (L) VXXUEL500L £1,087	Combi Dyn 450 (R) VXXUDY450R £1,040	Combi Dyn 450 (L) VXXUDY450L £1,040	Combi Dyn 500 (R) VXXUDY500R £1,070	Combi Dyn 500 (L) VXXUDY500L £1,070	Dyn Corner Unit L VXXUDYCNRL £1,008	Dyn Corner Unit R VXXUDYCNRR £1,008
---	---	---	---	---	---	---	---

EXTRA TALL WIREWORK UNITS - SINGLE GABLE (2150mm tall) incl. cab, doors & pull out wirework

300 Dyn Tall Larder XT VXXULT30WS £1,207	400 Dyn Tall Larder XT VXXULT40WS £1,285	Dyn 500 Maxima XT VXXUTDY50MAXS £1,207	Dyn 600 Maxima XT VXXUTDY60MAXS £1,273	Elite 500 Maxima XT VXXUTEL50MAXS £1,579	300 Elite Tall Larder XT VXXULT30PULS £1,396
--	--	--	--	--	--

Single vs. Double Gable

Single Gable units: Space for vertical profile on one side, part of any larder combination, can be used for LH or RH units.

Double Gable units: Space for vertical profile on both sides, used for the MIDDLE unit/s on a larder run of 3 or 4.

EXTRA TALL WIREWORK UNITS - DOUBLE GABLE (2150mm tall) incl. cab, doors & pull out wirework

300 Dyn Tall Larder XT VXXUTL30WD £1,219	400 Dyn Tall Larder XT VXXUTL40WD £1,298	Dyn 500 Maxima XT VXXUTDY50MAXD £1,219	Dyn 600 Maxima XT VXXUTDY60MAXD £1,289	Elite 500 Maxima XT VXXUTEL50MAXD £1,594	300 Elite Tall Larder XT VXXUTL30PULD £1,408
--	--	--	--	--	--

Wirework Corner Cabinet Sizes:

Dynamic/Elite Corner Unit (L/R):
1000mm cabinet, 496mm door
Combi Dynamic/Elite 450 (L/R):
900mm cabinet, 446mm door
Combi Dynamic/Elite 500 (L/R):
1000mm cabinet, 496mm door

LINEAR FOR VERO Price Group 2

TEXTURED TRUE HANDLELESS

- 18mm slab door
- Chipboard base
- Textured melamine face & reverse
- Laser edged

AVAILABLE ON A
20 working days
LEAD TIME

Replace 'XXX' with the number next to the door décor you require:
 Anthracite Mountain Larch **288** Natural Halifax Oak **287**
 White Halifax Oak **286**

Replace 'U' with the letter next to the Quickcab carcass colour you require:
 Dust Grey **D** Ivory **I** Light Grey **L** White **W**

Pricing does not include Vero rails, please see page 57 for prices.

BASE UNITS

150mm VXXXU15B £254	300mm VXXXU30B £295	350mm VXXXU35B £297	400mm VXXXU40B £302	450mm VXXXU45B £306	500mm VXXXU50B £314	600mm VXXXU60B £340	Under Oven Housing VXXXUOH £230
---------------------------	---------------------------	---------------------------	---------------------------	---------------------------	---------------------------	---------------------------	--

BASE UNITS

700mm VXXXU70B £410	800mm VXXXU80B £419	900mm VXXXU90B £426	1000mm VXXXU10B £436	800mm VXXXU80CB4 £440	900mm VXXXU90CB £450	1000mm CB5 VXXXU10CB5 £457	1000mm CB6 VXXXU10CB6 £471
---------------------------	---------------------------	---------------------------	----------------------------	-----------------------------	----------------------------	----------------------------------	----------------------------------

CORNER BASE UNITS

Includes corner post, see p. 11 for corner planning.

CORNER BASE UNIT

L-SHAPE
 900x900mm L
 VXXXUCBASE
 £556

2 DRAWER UNITS

500mm VXXXU502D £730	600mm VXXXU602D £765	800mm VXXXU802D £868	900mm VXXXU902D £887	1000mm VXXXU102D £903
----------------------------	----------------------------	----------------------------	----------------------------	-----------------------------

3 DRAWER UNITS

500mm VXXXU503D £822	600mm VXXXU603D £864
----------------------------	----------------------------

3 DRAWER UNITS

800mm VXXXU803D £968	900mm VXXXU903D £995
----------------------------	----------------------------

2 DRAWER UNITS WITH INTERNAL DRAWER

500mm VXXXU50INT2D £902	600mm VXXXU60INT2D £939	800mm VXXXU80INT2D £1,040	900mm VXXXU90INT2D £1,061	1000mm VXXXU10INT2D £1,078
-------------------------------	-------------------------------	---------------------------------	---------------------------------	----------------------------------

SMARTLARDER - SINGLE GABLE

incl. 5 internal drawers
(1970mm tall)

500mm VXXXUSMART50S £2,017	600mm VXXXUSMART60S £2,121
----------------------------------	----------------------------------

SMARTLARDER - DOUBLE GABLE

incl. 5 internal drawers
(1970mm tall)

500mm VXXXUSMART50D £2,035	600mm VXXXUSMART60D £2,133
----------------------------------	----------------------------------

WALL UNITS

300mm VXXXU30W £278	350mm VXXXU35W £284	400mm VXXXU40W £286
---------------------------	---------------------------	---------------------------

WALL UNITS

450mm VXXXU45W £296	500mm VXXXU50W £297	600mm VXXXU60W £326
---------------------------	---------------------------	---------------------------

TALL CORNER WALL UNITS (900mm tall)

700mm VXXXU70W £389	800mm VXXXU80W £397	900mm VXXXU90W £415	1000mm VXXXU10W £418
---------------------------	---------------------------	---------------------------	----------------------------

BRIDGING UNITS (360mm tall) incl. gas lift

500mm VXXXU50BR £296	600mm VXXXU60BR £304
----------------------------	----------------------------

CORNER WALL UNITS

L-SHAPE
 600x600mm L
 VXXXUCWALL60
 £478

WALL UNITS

SPLAY
 600x600mm D
 VXXXUDWALL60
 £465

TALL CORNER WALL UNITS (900mm tall)

SPLAY
 600x600mm Tall D
 VXXXUTDWALL60
 £522

BRIDGING UNITS (360mm tall) incl. gas lift

500mm VXXXU50BR £296	600mm VXXXU60BR £304
----------------------------	----------------------------

BRIDGING UNITS (360mm tall) incl. gas lift mechanism

800mm VXXXU80BR £312	900mm VXXXU90BR £336	1000mm VXXXU10BR £324
----------------------------	----------------------------	-----------------------------

BI-FOLD UNITS (720mm tall) incl. bi-fold mechanism

500mm VXXXU50BF £578	600mm VXXXU60BF £627	800mm VXXXU80BF £797	900mm VXXXU90BF £776	1000mm VXXXU10BF £829
----------------------------	----------------------------	----------------------------	----------------------------	-----------------------------

TALL WALL UNITS (900mm tall)

300mm VXXXU309W £296	400mm VXXXU409W £315	450mm VXXXU459W £326	500mm VXXXU509W £339	600mm VXXXU609W £359	800mm VXXXU809W £443	900mm VXXXU909W £465	1000mm VXXXU109W £490
----------------------------	----------------------------	----------------------------	----------------------------	----------------------------	----------------------------	----------------------------	-----------------------------

INTEGRATED APPLIANCE DOORS & FILLERS

685x446 VXXX68544 £59	685x596 VXXX68559 £70	110x596 VXXX11059 £29	140x596 VXXX14059 £29	450x596 VXXX45059 £54	490x596 VXXX49059 £55	570x596 VXXX57059 £63	645x596 VXXX64559 £66
-----------------------------	-----------------------------	-----------------------------	-----------------------------	-----------------------------	-----------------------------	-----------------------------	-----------------------------

INTEGRATED APPLIANCE DOORS

895x596 VXXX89559 £92	980x596 VXXX98059 £96
-----------------------------	-----------------------------

END PANELS

758x350x18 EP VXXX758E £59	900x650x18 EP VXXX90E £87	2400x650x18 EP VXXX240E £214	2400x900x18 EP VXXX2409E £306	685x1200x18 EP VXXX1200E £134
----------------------------------	---------------------------------	------------------------------------	-------------------------------------	-------------------------------------

ACCESSORIES

3000 Corn/Pel Sq VXXXCOR £68	3050 Plinth VXXXPLI £114	Corner Post VXXX71514 £45
------------------------------------	--------------------------------	---------------------------------

APPLIANCE HOUSING - SINGLE GABLE see p. 9 for door configurations

50/50 Fridge 980 VXXXUFF50S £696	50/50 Fridge 895 VXXXUFF90S £704	70/30 Fridge VXXXUFF70S £705	Double Oven VXXXUTOVENAS £607	Single Oven VXXXUTOVENBS £629	Single + Micro 380 VXXXUTOVENCS £598	Single + Micro 460 VXXXUTOVENDS £545
--	--	------------------------------------	-------------------------------------	-------------------------------------	--	--

EXTRA TALL APPLIANCE HOUSING - SINGLE GABLE (2150mm tall) see p. 9 for door configurations

50/50 Fridge XT VXXXUTFF50S £761	70/30 Fridge XT VXXXUTFF70S £756	Single Oven XT VXXXUTOVENAS £694	Double Oven XT VXXXUTOVENBS £673	Sgl + Micro 380 XT VXXXUTOVENCS £649	Sgl + Micro 460 XT VXXXUTOVENDS £660
--	--	--	--	--	--

LARDER UNITS - SINGLE GABLE see p. 9 for door configurations

300mm VXXXUL30S £545	400mm VXXXUL40S £596	500mm VXXXUL50S £644	600mm VXXXUL60S £705	300mm XT VXXXUTL30S £582	400mm XT VXXXUTL40S £641	500mm XT VXXXUTL50S £704	600mm XT VXXXUTL60S £756
----------------------------	----------------------------	----------------------------	----------------------------	--------------------------------	--------------------------------	--------------------------------	--------------------------------

EXTRA TALL LARDER UNITS - SINGLE GABLE (2150mm tall) p.9 for door configs

APPLIANCE HOUSING - DOUBLE GABLE see p. 9 for door configurations

50/50 Fridge 980 VXXXUFF50D £712	50/50 Fridge 895 VXXXUFF90D £717	70/30 Fridge VXXXUFF70D £719	Double Oven VXXXUTOVENAD £622	Single Oven VXXXUTOVENBD £645	Single + Micro 380 VXXXUTOVENCD £615	Single + Micro 460 VXXXUTOVENDD £557
--	--	------------------------------------	-------------------------------------	-------------------------------------	--	--

EXTRA TALL APPLIANCE HOUSING - DOUBLE GABLE (2150mm tall) see p. 9 for door configurations

50/50 Fridge XT VXXXUTFF50D £775	70/30 Fridge XT VXXXUTFF70D £768	Single Oven XT VXXXUTOVENAD £709	Double Oven XT VXXXUTOVENBD £686	Sgl + Micro 380 XT VXXXUTOVENCD £661	Sgl + Micro 460 XT VXXXUTOVENDD £674
--	--	--	--	--	--

LARDER UNITS - DOUBLE GABLE 1 x 1245 door, 1 x 715 door

300mm VXXXUL30D £557	400mm VXXXUL40D £607	500mm VXXXUL50D £660	600mm VXXXUL60D £719	300mm XT VXXXUTL30D £596	400mm XT VXXXUTL40D £652	500mm XT VXXXUTL50D £717	600mm XT VXXXUTL60D £768
----------------------------	----------------------------	----------------------------	----------------------------	--------------------------------	--------------------------------	--------------------------------	--------------------------------

EXTRA TALL LARDER UNITS - DOUBLE GABLE (2150mm tall) 1 x 1245, 1 x 895 door

FULL HEIGHT DOOR LARDER UNITS - SINGLE GABLE 1 x 1965mm full height door

300mm VXXXUFH30S £575	400mm VXXXUFH40S £639	500mm VXXXUFH50S £704	600mm VXXXUFH60S £765	300mm VXXXUFH30D £591	400mm VXXXUFH40D £650	500mm VXXXUFH50D £716	600mm VXXXUFH60D £780
-----------------------------	-----------------------------	-----------------------------	-----------------------------	-----------------------------	-----------------------------	-----------------------------	-----------------------------

FULL HEIGHT DOOR LARDER UNITS - DOUBLE GABLE 1 x 1965mm full height door

WIREWORK UNITS incl. cab, doors & pull out wirework

150 Dynamic pull out VXXXUDY15 £388	150 Dynamic Towel VXXXUDY15TOW £421	300 Dyn pull out VXXXUDY30 £472
---	---	---------------------------------------

WIREWORK UNITS - SINGLE GABLE incl. cab, doors & pull out wirework

300 Dyn Tall Larder VXXXUL30WS £1,232	400 Dyn Tall Larder VXXXUL40WS £1,306	Elite 500 Maxima VXXXUEL50MAXS £1,601	300 Elite Tall Larder VXXXUL30PULS £1,429	Dyn 500 Maxima VXXXUDY50MAXS £1,210
---	---	---	---	---

WIREWORK UNITS - SINGLE GABLE incl. cab, doors & pull out wirework

Dyn 600 Maxima VXXXUDY60MAXS £1,289

WIREWORK UNITS - DOUBLE GABLE incl. cab, doors & pull out wirework

300 Dyn Tall Larder VXXXUL30WD £1,245	400 Dyn Tall Larder VXXXUL40WD £1,318	Dyn 500 Maxima VXXXUDY50MAXD £1,223	Dyn 600 Maxima VXXXUDY60MAXD £1,301	Elite 500 Maxima VXXXUEL50MAXD £1,612	300 Elite Tall Larder VXXXUL30PULD £1,441
---	---	---	---	---	---

WIREWORK UNITS incl. cab, doors & pull out wirework

150 Elite Pull Out VXXXUEL15 £450	300 Elite pull out VXXXUEL30 £554	Elite Corner Unit L VXXXUEL30NRL £1,173	Elite Corner Unit R VXXXUEL30NRR £1,173	Combi Elite 450 (R) VXXXUEL450R £1,106	Combi Elite 450 (L) VXXXUEL450L £1,106
---	---	---	---	--	--

WIREWORK UNITS incl. cab, doors & pull out wirework

Combi Elite 500 (R) VXXXUEL500R £1,139	Combi Elite 500 (L) VXXXUEL500L £1,139	Combi Dyn 450 (R) VXXXUDY450R £1,091	Combi Dyn 450 (L) VXXXUDY450L £1,091	Combi Dyn 500 (R) VXXXUDY500R £1,122	Combi Dyn 500 (L) VXXXUDY500L £1,122	Dyn Corner Unit L VXXXUDYCNRL £1,058	Dyn Corner Unit R VXXXUDYCNRR £1,058
--	--	--	--	--	--	--	--

EXTRA TALL WIREWORK UNITS - SINGLE GABLE (2150mm tall) incl. cab, doors & pull out wirework

300 Dyn Tall Larder XT VXXXUTL30WS £1,266	400 Dyn Tall Larder XT VXXXUTL40WS £1,350	Dyn 500 Maxima XT VXXXUTDY50MAXS £1,266	Dyn 600 Maxima XT VXXXUTDY60MAXS £1,337	Elite 500 Maxima XT VXXXUTEL50MAXS £1,658	300 Elite Tall Larder XT VXXXUTL30PULS £1,466
---	---	---	---	---	---

Single vs. Double Gable
 Single Gable units: Space for vertical profile on one side, part of any larder combination, can be used for LH or RH units.
 Double Gable units: Space for vertical profile on both sides, used for the MIDDLE unit/s on a larder run of 3 or 4.

EXTRA TALL WIREWORK UNITS - DOUBLE GABLE (2150mm tall) incl. cab, doors & pull out wirework

300 Dyn Tall Larder XT VXXXUTL30WD £1,282	400 Dyn Tall Larder XT VXXXUTL40WD £1,364	Dyn 500 Maxima XT VXXXUTDY50MAXD £1,282	Dyn 600 Maxima XT VXXXUTDY60MAXD £1,355	Elite 500 Maxima XT VXXXUTEL50MAXD £1,674	300 Elite Tall Larder XT VXXXUTL30PULD £1,479
---	---	---	---	---	---

Wirework Corner Cabinet Sizes:
 Dynamic/Elite Corner Unit (L/R):
 1000mm cabinet, 496mm door
 Combi Dynamic/Elite 450 (L/R):
 900mm cabinet, 446mm door
 Combi Dynamic/Elite 500 (L/R):
 1000mm cabinet, 496mm door

STRATTO FOR VERO

TRUE HANDLELESS SLIM SHAKER

- 5pc slim frame shaker door
- 18mm wrapped MDF
- Flat centre panel & feature joints
- Smooth matt

AVAILABLE ON A
20
working
days
LEAD TIME

Replace 'XXX' with the number next to the door colour you require:
Dust Grey 462 Indigo 464
Light Grey 461 White 460

Replace 'U' with the letter next to the Quickcab carcass colour you require:
Dust Grey D Ivory I Light Grey L White W

Pricing does not include Vero rails, please see page 57 for prices.

BASE UNITS

- 150mm VXXU15B £265
- 300mm VXXU30B £301
- 350mm VXXU35B £308
- 400mm VXXU40B £314
- 450mm VXXU45B £317
- 500mm VXXU50B £323
- 600mm VXXU60B £351
- Under Oven Housing VXXU10UH £240

BASE UNITS

- 700mm VXXU70B £420
- 800mm VXXU80B £431
- 900mm VXXU90B £436
- 1000mm VXXU10B £446

CORNER BASE UNITS

- 800mm VXXU80CB4 £471
 - 900mm VXXU90CB £477
 - 1000mm CB5 VXXU10CB5 £488
 - 1000mm CB6 VXXU10CB6 £500
- Includes corner post, see p. 11 for corner planning.

CORNER BASE UNIT

- 900x900mm L VXXUCBASE £569
- 930x930mm L VXXUCBASE930 £654

2 DRAWER UNITS

- 500mm VXXU502D £743
- 600mm VXXU602D £780
- 800mm VXXU802D £882
- 900mm VXXU902D £903
- 1000mm VXXU102D £919

3 DRAWER UNITS

- 500mm VXXU503D £837
- 600mm VXXU603D £877

3 DRAWER UNITS

- 800mm VXXU803D £983
- 900mm VXXU903D £1,010
- 1000mm VXXU103D £1,030

2 DRAWER UNITS WITH INTERNAL DRAWER

- 500mm VXXU50INT2D £909
- 600mm VXXU60INT2D £946
- 800mm VXXU80INT2D £1,048
- 900mm VXXU90INT2D £1,069
- 1000mm VXXU10INT2D £1,084

SMARTLARDER - SINGLE GABLE

- incl. 5 internal drawers (1970mm tall)
- 500mm VXXUSMART50S £2,042
 - 600mm VXXUSMART60S £2,147

SMARTLARDER - DOUBLE GABLE

- incl. 5 internal drawers (1970mm tall)
- 500mm VXXUSMART50D £2,061
 - 600mm VXXUSMART60D £2,162

WALL UNITS

- 300mm VXXU30W £288
- 350mm VXXU35W £295
- 400mm VXXU40W £297

WALL UNITS

- 450mm VXXU45W £306
- 500mm VXXU50W £308
- 600mm VXXU60W £337
- 700mm VXXU70W £399
- 800mm VXXU80W £410
- 900mm VXXU90W £422
- 1000mm VXXU10W £430

CORNER WALL UNITS

- 600x600mm L VXXUCWALL60 £488
- 630x630mm L VXXUCWL630 £561
- 600x600mm D VXXUCDWALL60 £476

TALL CORNER WALL UNITS (900mm tall)

- 600x600mm Tall D VXXUCDWTALL60 £533

BRIDGING UNITS (360mm tall) incl. gas lift

- 500mm VXXU50BR £307
- 600mm VXXU60BR £316

BRIDGING UNITS (360mm tall) incl. gas lift mechanism

- 800mm VXXU80BR £339
- 900mm VXXU90BR £345
- 1000mm VXXU10BR £351

BI-FOLD UNITS (720mm tall) incl. bi-fold mechanism

- 500mm VXXU50BF £621
- 600mm VXXU60BF £641
- 800mm VXXU80BF £810
- 900mm VXXU90BF £831
- 1000mm VXXU10BF £844

TALL WALL UNITS (900mm tall)

- 300mm VXXU309W £306
- 400mm VXXU409W £325
- 450mm VXXU459W £337
- 500mm VXXU509W £349
- 600mm VXXU609W £369
- 800mm VXXU809W £455
- 900mm VXXU909W £477
- 1000mm VXXU109W £503

APPLIANCE DOORS

- 685x446 VXX68544 £54
- 685x596 VXX68559 £72
- 110x596 VXX11059 £32
- 140x596 VXX14059 £33
- 450x596 VXX45059 £59
- 490x596 VXX49059 £55
- 570x596 VXX57059 £68
- 645x596 VXX64559 £71

APPLIANCE DOORS

- 895x596 VXX89559 £94
- 980x596 VXX98059 £106

END PANELS

- 792x350x18 EP VXX792E £65
- 900x650x18 EP VXX90E £113
- 2400x650x18 EP VXX240E £315
- 2400x900x18 EP VXX24090E £453
- 685x1200x18 EP VXX1200E £146

ACCESSORIES

- 3000 Corn/Pel Sq VXXCOR £108
- 3050 Plinth VXXPLI £124
- Ext Corner Post 325 VXXCPEXT325 £80
- Ext Corner Post 900 VXXCPEXT90 £167
- Int Corner Post 720 VXXCPSLAB £60

APPLIANCE HOUSING - SINGLE GABLE

- 50/50 Fridge 980 VXXU50FF50S £711
- 50/50 Fridge 895 VXXU50FF90S £718
- 70/30 Fridge VXXU70FF70S £719
- Double Oven VXXU20VENAS £622
- Single Oven VXXU20VENBS £642
- Single + Micro 380 VXXU20VENCS £612
- Single + Micro 460 VXXU20VENDS £557

EXTRA TALL APPLIANCE HOUSING - SINGLE GABLE (2150mm tall)

- 50/50 Fridge XT VXXU50TFF50S £777
- 70/30 Fridge XT VXXU70TFF70S £770
- Single Oven XT VXXU20TVENAS £709
- Double Oven XT VXXU20TVENBS £686
- Sgl + Micro 380 XT VXXU20TVENCS £663
- Sgl + Micro 460 XT VXXU20TVENDS £674

LARDER UNITS - SINGLE GABLE

- 300mm VXXUL30S £557
- 400mm VXXUL40S £607
- 500mm VXXUL50S £659
- 600mm VXXUL60S £719

EXTRA TALL LARDER UNITS - SINGLE GABLE (2150mm tall) p.9 for door configs

- 300mm XT VXXUL30S £593
- 400mm XT VXXUL40S £653
- 500mm XT VXXUL50S £718
- 600mm XT VXXUL60S £770

APPLIANCE HOUSING - DOUBLE GABLE

- 50/50 Fridge 980 VXXU50DF50D £726
- 50/50 Fridge 895 VXXU50DF90D £733
- 70/30 Fridge VXXU70DF70D £734
- Double Oven VXXU20DFVENAD £637
- Single Oven VXXU20DFVENBD £657
- Single + Micro 380 VXXU20DFVENCD £624
- Single + Micro 460 VXXU20DFVENDD £570

EXTRA TALL APPLIANCE HOUSING - DOUBLE GABLE (2150mm tall) see p. 9 for door configurations

- 50/50 Fridge XT VXXU50TDF50D £788
- 70/30 Fridge XT VXXU70TDF70D £782
- Single Oven XT VXXU20TDFVENAD £725
- Double Oven XT VXXU20TDFVENBD £702
- Sgl + Micro 380 XT VXXU20TDFVENCD £675
- Sgl + Micro 460 XT VXXU20TDFVENDD £688

LARDER UNITS - DOUBLE GABLE 1 x 1245 door, 1 x 715 door

- 300mm VXXUL30D £570
- 400mm VXXUL40D £622
- 500mm VXXUL50D £673
- 600mm VXXUL60D £734

EXTRA TALL LARDER UNITS - DOUBLE GABLE (2150mm tall) 1 x 1245, 1 x 895 door

- 300mm XT VXXUL30D £607
- 400mm XT VXXUL40D £666
- 500mm XT VXXUL50D £733
- 600mm XT VXXUL60D £782

FULL HEIGHT DOOR LARDER UNITS - SINGLE GABLE 1 x 1965mm full height door

- 300mm VXXUHFH30S £589
- 400mm VXXUHFH40S £650
- 500mm VXXUHFH50S £716
- 600mm VXXUHFH60S £780

FULL HEIGHT DOOR LARDER UNITS - DOUBLE GABLE 1 x 1965mm full height door

- 300mm VXXUHFH30D £602
- 400mm VXXUHFH40D £665
- 500mm VXXUHFH50D £730
- 600mm VXXUHFH60D £797

WIREWORK UNITS incl. cab, doors & pull out wirework

- 150 Dynamic pull out VXXUDY15 £397
- 150 Dynamic Towel VXXUDY15TOW £433
- 300 Dyn pull out VXXUDY30 £483

WIREWORK UNITS - SINGLE GABLE incl. cab, doors & pull out wirework

- 300 Dyn Tall Larder VXXUL30WS £1,249
- 400 Dyn Tall Larder VXXUL40WS £1,325
- Elite 500 Maxima VXXUEL50MAXS £1,623
- 300 Elite Tall Larder VXXUL30PULS £1,451
- Dyn 500 Maxima VXXUDY50MAXS £1,230

WIREWORK UNITS - SINGLE GABLE incl. cab, doors & pull out wirework

- Dyn 600 Maxima VXXUDY60MAXS £1,307

WIREWORK UNITS - DOUBLE GABLE incl. cab, doors & pull out wirework

- 300 Dyn Tall Larder VXXUL30WD £1,263
- 400 Dyn Tall Larder VXXUL40WD £1,338
- Dyn 500 Maxima VXXUDY50MAXD £1,243
- Dyn 600 Maxima VXXUDY60MAXD £1,322
- Elite 500 Maxima VXXUEL50MAXD £1,637
- 300 Elite Tall Larder VXXUL30PULD £1,463

WIREWORK UNITS incl. cab, doors & pull out wirework

- 150 Elite Pull Out VXXUEL15 £462
- 300 Elite pull out VXXUL30 £567
- Elite Corner Unit L VXXUEL30NRL £1,209
- Elite Corner Unit R VXXUEL30NRR £1,209
- Combi Elite 450 (R) VXXUEL450R £1,144
- Combi Elite 450 (L) VXXUEL450L £1,144

WIREWORK UNITS incl. cab, doors & pull out wirework

- Combi Elite 500 (R) VXXUEL500R £1,177
- Combi Elite 500 (L) VXXUEL500L £1,177
- Combi Dyn 450 (R) VXXUDY450R £1,125
- Combi Dyn 450 (L) VXXUDY450L £1,125
- Combi Dyn 500 (R) VXXUDY500R £1,159
- Combi Dyn 500 (L) VXXUDY500L £1,159
- Dyn Corner Unit L VXXUDYCNRL £1,094
- Dyn Corner Unit R VXXUDYCNRR £1,094

EXTRA TALL WIREWORK UNITS - SINGLE GABLE (2150mm tall) incl. cab, doors & pull out wirework

- 300 Dyn Tall Larder XT VXXUTL30WS £1,286
- 400 Dyn Tall Larder XT VXXUTL40WS £1,371
- Dyn 500 Maxima XT VXXUTDY50MAXS £1,286
- Dyn 600 Maxima XT VXXUTDY60MAXS £1,358
- Elite 500 Maxima XT VXXUTEL50MAXS £1,682
- 300 Elite Tall Larder XT VXXUTL30PULS £1,486

Single vs. Double Gable
Single Gable units: Space for vertical profile on one side, part of any larder combination, can be used for LH or RH units.
Double Gable units: Space for vertical profile on both sides, used for the MIDDLE unit/s on a larder run of 3 or 4.

EXTRA TALL WIREWORK UNITS - DOUBLE GABLE (2150mm tall) incl. cab, doors & pull out wirework

- 300 Dyn Tall Larder XT VXXUTL30WD £1,303
- 400 Dyn Tall Larder XT VXXUTL40WD £1,385
- Dyn 500 Maxima XT VXXUTDY50MAXD £1,303
- Dyn 600 Maxima XT VXXUTDY60MAXD £1,373
- Elite 500 Maxima XT VXXUTEL50MAXD £1,697
- 300 Elite Tall Larder XT VXXUTL30PULD £1,500

Wirework Corner Cabinet Sizes:
Dynamic/Elite Corner Unit (L/R): 1000mm cabinet, 496mm door
Combi Dynamic/Elite 450 (L/R): 900mm cabinet, 446mm door
Combi Dynamic/Elite 500 (L/R): 1000mm cabinet, 496mm door

VIVO FOR VERO

GLOSS TRUE HANDLELESS

- Slab door, square edged
- 18mm MF MDF
- High Gloss
- Painted

AVAILABLE ON A
20 working days
LEAD TIME

Replace 'XXX' with the number next to the door colour you require:

Anthracite 225 Cashmere 222 Dust Grey 229
Ivory 224 Light Grey 223 White 221

Replace 'U' with the letter next to the Quickcab carcass colour you require:
Dust Grey D Ivory I Light Grey L White W

Pricing does not include Vero rails, please see page 57 for prices.

BASE UNITS

150mm VXXXU15B £265	300mm VXXXU30B £301	350mm VXXXU35B £308	400mm VXXXU40B £314	450mm VXXXU45B £317	500mm VXXXU50B £323	600mm VXXXU60B £351	Under Oven Housing VXXXUOIH £240
---------------------------	---------------------------	---------------------------	---------------------------	---------------------------	---------------------------	---------------------------	---

BASE UNITS

700mm VXXXU70B £420	800mm VXXXU80B £431	900mm VXXXU90B £436	1000mm VXXXU10B £446	800mm VXXXU80CB4 £492	900mm VXXXU90CB £497	1000mm CB5 VXXXU10CB5 £508	1000mm CB6 VXXXU10CB6 £519
---------------------------	---------------------------	---------------------------	----------------------------	-----------------------------	----------------------------	----------------------------------	----------------------------------

CORNER BASE UNIT

L-SHAPE 900x900mm L VXXXUCBASE £569	NEW 930x930mm L VXXXUCBASE930 £654
--	---

2 DRAWER UNITS

500mm VXXXU502D £743	600mm VXXXU602D £780	800mm VXXXU802D £882	900mm VXXXU902D £903	1000mm VXXXU102D £919
----------------------------	----------------------------	----------------------------	----------------------------	-----------------------------

3 DRAWER UNITS

500mm VXXXU503D £837	600mm VXXXU603D £877
----------------------------	----------------------------

3 DRAWER UNITS

800mm VXXXU803D £982	900mm VXXXU903D £1,010
----------------------------	------------------------------

2 DRAWER UNITS WITH INTERNAL DRAWER

1000mm VXXXU103D £1,030	500mm VXXXU50INT2D £909	600mm VXXXU60INT2D £945	800mm VXXXU80INT2D £1,048	900mm VXXXU90INT2D £1,069	1000mm VXXXU10INT2D £1,084
-------------------------------	-------------------------------	-------------------------------	---------------------------------	---------------------------------	----------------------------------

SMARTLARDER - SINGLE GABLE

incl. 5 internal drawers
(1970mm tall)

500mm VXXXUSMART50S £2,042	600mm VXXXUSMART60S £2,147
----------------------------------	----------------------------------

SMARTLARDER - DOUBLE GABLE

incl. 5 internal drawers
(1970mm tall)

500mm VXXXUSMART50D £2,061	600mm VXXXUSMART60D £2,162
----------------------------------	----------------------------------

WALL UNITS

300mm VXXXU30W £288	350mm VXXXU35W £295	400mm VXXXU40W £297
---------------------------	---------------------------	---------------------------

WALL UNITS

450mm VXXXU45W £306	500mm VXXXU50W £308	600mm VXXXU60W £337	700mm VXXXU70W £399	800mm VXXXU80W £410	900mm VXXXU90W £422	1000mm VXXXU10W £430
---------------------------	---------------------------	---------------------------	---------------------------	---------------------------	---------------------------	----------------------------

CORNER WALL UNITS

L-SHAPE 600x600mm L VXXXUCWALL60 £488	NEW 630x630mm L VXXXUCWL630 £561
--	---

TALL CORNER WALL UNITS (900mm tall)

SPLAY 600x600mm D VXXXUDWALL60 £477	SPLAY 600x600mm Tall D VXXXUTDWALL60 £533
--	--

BRIDGING UNITS (360 tall) incl. gas lift

500mm VXXXU50BR £307	600mm VXXXU60BR £316
----------------------------	----------------------------

BRIDGING UNITS (360mm tall) incl. gas lift mechanism

800mm VXXXU80BR £339	900mm VXXXU90BR £345
----------------------------	----------------------------

BI-FOLD UNITS (720mm tall) incl. bi-fold mechanism

1000mm VXXXU10BR £351	500mm VXXXU50BF £621	600mm VXXXU60BF £641	800mm VXXXU80BF £810	900mm VXXXU90BF £831	1000mm VXXXU10BF £844
-----------------------------	----------------------------	----------------------------	----------------------------	----------------------------	-----------------------------

TALL WALL UNITS (900mm tall)

300mm VXXXU309W £306	400mm VXXXU409W £325	450mm VXXXU459W £357	500mm VXXXU509W £349	600mm VXXXU609W £369	800mm VXXXU809W £455	900mm VXXXU909W £477	1000mm VXXXU109W £503
----------------------------	----------------------------	----------------------------	----------------------------	----------------------------	----------------------------	----------------------------	-----------------------------

INTEGRATED APPLIANCE DOORS & FILLERS

685x446 VXXX68544 £54	685x596 VXXX68559 £72	110x596 VXXX11059 £32	140x596 VXXX14059 £33	450x596 VXXX45059 £59	490x596 VXXX49059 £55	570x596 VXXX57059 £68	645x596 VXXX64559 £71
-----------------------------	-----------------------------	-----------------------------	-----------------------------	-----------------------------	-----------------------------	-----------------------------	-----------------------------

INTEGRATED APPLIANCE DOORS

895x596 VXXX89559 £94	980x596 VXXX98059 £106
-----------------------------	------------------------------

END PANELS

WALL 792x350x18 EP VXXX792E £65	BASE 900x650x18 EP VXXX90E £113	TALL 2400x650x18 EP VXXX240E £315	BREAKFAST BAR / TALL 2400x900x18 EP VXXX24090E £453	BREAKFAST BAR 685x1200x18 EP VXXX1200E £146
--	--	--	--	--

ACCESSORIES

3000 Corn/Pel Sq VXXXCOR £108	3050 Plinth VXXXPLI £124	Ext Corner Post 325 VXXXCPEXT325 £80	Ext Corner Post 900 VXXXCPEXT90 £167	Int Corner Post 720 VXXXCPSLAB £80
-------------------------------------	--------------------------------	--	--	--

APPLIANCE HOUSING - SINGLE GABLE

50/50 Fridge 980 VXXXUFF50S £711	50/50 Fridge 895 VXXXUFF90S £718	70/30 Fridge VXXXUFF70S £719	Double Oven VXXXUTOVENAS £622	Single Oven VXXXUTOVENBS £642	Single + Micro 380 VXXXUTOVENCS £612	Single + Micro 460 VXXXUTOVENDS £557
--	--	------------------------------------	-------------------------------------	-------------------------------------	--	--

EXTRA TALL APPLIANCE HOUSING - SINGLE GABLE (2150mm tall)

50/50 Fridge XT VXXXUTFF50S £777	70/30 Fridge XT VXXXUTFF70S £770	Single Oven XT VXXXUTOVENAS £709	Double Oven XT VXXXUTOVENBS £686	Sgl + Micro 380 XT VXXXUTOVENCS £663	Sgl + Micro 460 XT VXXXUTOVENDS £674
--	--	--	--	--	--

LARDER UNITS - SINGLE GABLE

300mm VXXXUL30S £557	400mm VXXXUL40S £607	500mm VXXXUL50S £659	600mm VXXXUL60S £719
----------------------------	----------------------------	----------------------------	----------------------------

EXTRA TALL LARDER UNITS - SINGLE GABLE (2150mm tall) p.9 for door configs.

300mm XT VXXXUTL30S £593	400mm XT VXXXUTL40S £653	500mm XT VXXXUTL50S £718	600mm XT VXXXUTL60S £770
--------------------------------	--------------------------------	--------------------------------	--------------------------------

APPLIANCE HOUSING - DOUBLE GABLE

50/50 Fridge 980 VXXXUFF50D £726	50/50 Fridge 895 VXXXUFF90D £733	70/30 Fridge VXXXUFF70D £734	Double Oven VXXXUTOVENAD £637	Single Oven VXXXUTOVENBD £657	Single + Micro 380 VXXXUTOVENCD £624	Single + Micro 460 VXXXUTOVENDD £570
--	--	------------------------------------	-------------------------------------	-------------------------------------	--	--

EXTRA TALL APPLIANCE HOUSING - DOUBLE GABLE (2150mm tall) see p. 9 for door configurations

50/50 Fridge XT VXXXUTFF50D £788	70/30 Fridge XT VXXXUTFF70D £782	Single Oven XT VXXXUTOVENAD £725	Double Oven XT VXXXUTOVENBD £702	Sgl + Micro 380 XT VXXXUTOVENCD £675	Sgl + Micro 460 XT VXXXUTOVENDD £688
--	--	--	--	--	--

LARDER UNITS - DOUBLE GABLE 1 x 1245 door, 1 x 715 door

300mm VXXXUL30D £570	400mm VXXXUL40D £622	500mm VXXXUL50D £673	600mm VXXXUL60D £734
----------------------------	----------------------------	----------------------------	----------------------------

EXTRA TALL LARDER UNITS - DOUBLE GABLE (2150 tall) 1 x 1245, 1 x 895 door

300mm XT VXXXUTL30D £607	400mm XT VXXXUTL40D £666	500mm XT VXXXUTL50D £733	600mm XT VXXXUTL60D £782
--------------------------------	--------------------------------	--------------------------------	--------------------------------

FULL HEIGHT DOOR LARDER UNITS - SINGLE GABLE

1 x 1965mm full height door

300mm VXXXUFH30S £589	400mm VXXXUFH40S £650	500mm VXXXUFH50S £716	600mm VXXXUFH60S £780
-----------------------------	-----------------------------	-----------------------------	-----------------------------

FULL HEIGHT DOOR LARDER UNITS - DOUBLE GABLE

1 x 1965mm full height door

300mm VXXXUFH30D £602	400mm VXXXUFH40D £665	500mm VXXXUFH50D £730	600mm VXXXUFH60D £797
-----------------------------	-----------------------------	-----------------------------	-----------------------------

WIREWORK UNITS incl. cab, doors & pull out wirework

150 Dynamic pull out VXXXUDY15 £397	150 Dynamic Towel VXXXUDY15TOW £433	300 Dyn pull out VXXXUDY30 £483
---	---	---------------------------------------

WIREWORK UNITS - SINGLE GABLE incl. cab, doors & pull out wirework

300 Dyn Tall Larder VXXXUL30WS £1,249	400 Dyn Tall Larder VXXXUL40WS £1,325	Elite 500 Maxima VXXXUEL50MAXS £1,623	300 Elite Tall Larder VXXXUL30PULS £1,451	Dyn 500 Maxima VXXXUDY50MAXS £1,230
---	---	---	---	---

WIREWORK UNITS - SINGLE GABLE

incl. cab, doors & pull out wirework

Dyn 600 Maxima VXXXUDY60MAXS £1,307

WIREWORK UNITS - DOUBLE GABLE incl. cab, doors & pull out wirework

300 Dyn Tall Larder VXXXUL30WD £1,263	400 Dyn Tall Larder VXXXUL40WD £1,338	Dyn 500 Maxima VXXXUDY50MAXD £1,243	Dyn 600 Maxima VXXXUDY60MAXD £1,322	Elite 500 Maxima VXXXUEL50MAXD £1,637	300 Elite Tall Larder VXXXUL30PULD £1,463
---	---	---	---	---	---

WIREWORK UNITS incl. cab, doors & pull out wirework

150 Elite Pull Out VXXXUEL15 £462	300 Elite pull out VXXXUEL30 £567	Elite Corner Unit L VXXXUELCLNRL £1,229	Elite Corner Unit R VXXXUELCLNRR £1,229	Combi Elite 450 (R) VXXXUELCOM45R £1,164	Combi Elite 450 (L) VXXXUELCOM45L £1,164
---	---	---	---	--	--

WIREWORK UNITS incl. cab, doors & pull out wirework

Combi Elite 500 (R) VXXXUELCOM50R £1,197	Combi Elite 500 (L) VXXXUELCOM50L £1,197	Combi Dyn 450 (R) VXXXUDYCOM45R £1,145	Combi Dyn 450 (L) VXXXUDYCOM45L £1,145	Combi Dyn 500 (R) VXXXUDYCOM50R £1,179	Combi Dyn 500 (L) VXXXUDYCOM50L £1,179	Dyn Corner Unit L VXXXUDYCNRL £1,114	Dyn Corner Unit R VXXXUDYCNRR £1,114
--	--	--	--	--	--	--	--

EXTRA TALL WIREWORK UNITS - SINGLE GABLE (2150mm tall) incl. cab, doors & pull out wirework

300 Dyn Tall Larder XT VXXXUTL30WS £1,286	400 Dyn Tall Larder XT VXXXUTL40WS £1,371	Dyn 500 Maxima XT VXXXUTDY50MAXS £1,286	Dyn 600 Maxima XT VXXXUTDY60MAXS £1,358	Elite 500 Maxima XT VXXXUTEL50MAXS £1,682	300 Elite Tall Larder XT VXXXUTL30PULS £1,486
---	---	---	---	---	---

Single vs. Double Gable
Single Gable units: Space for vertical profile on one side, part of any larder combination, can be used for LH or RH units.
Double Gable units: Space for vertical profile on both sides, used for the MIDDLE unit/s on a larder run of 3 or 4.

EXTRA TALL WIREWORK UNITS - DOUBLE GABLE (2150mm tall) incl. cab, doors & pull out wirework

300 Dyn Tall Larder XT VXXXUTL30WD £1,303	400 Dyn Tall Larder XT VXXXUTL40WD £1,385	Dyn 500 Maxima XT VXXXUTDY50MAXD £1,303	Dyn 600 Maxima XT VXXXUTDY60MAXD £1,373	Elite 500 Maxima XT VXXXUTEL50MAXD £1,697	300 Elite Tall Larder XT VXXXUTL30PULD £1,500
---	---	---	---	---	---

Wirework Corner Cabinet Sizes:
Dynamic/Elite Corner Unit (L/R): 1000mm cabinet, 496mm door
Combi Dynamic/Elite 450 (L/R): 900mm cabinet, 446mm door
Combi Dynamic/Elite 500 (L/R): 1000mm cabinet, 496mm door

VIVO FOR VERO

MATT TRUE HANDLELESS

- Slab door, square edged
- 18mm MF MDF
- Matt
- Painted

AVAILABLE ON A
20 working days
LEAD TIME

Replace 'XXX' with the number next to the door colour you require:
Anthracite 305 Cashmere 302 Dust Grey 307
Indigo 308 Light Grey 303 White 301

Replace 'U' with the letter next to the Quickcab carcass colour you require:
Dust Grey D Ivory I Light Grey L White W

Pricing does not include Vero rails, please see page 57 for prices.

BASE UNITS

- 150mm VXX XU15B £265
- 300mm VXX XU30B £301
- 350mm VXX XU35B £308
- 400mm VXX XU40B £314
- 450mm VXX XU45B £317
- 500mm VXX XU50B £323
- 600mm VXX XU60B £351
- Under Oven Housing VXX XU0H £240

BASE UNITS

- 700mm VXX XU70B £420
- 800mm VXX XU80B £431
- 900mm VXX XU90B £436
- 1000mm VXX XU10B £446

CORNER BASE UNITS

- 800mm VXX XU80CB4 £492
- 900mm VXX XU90CB £497
- 1000mm CB5 VXX XU10CB5 £508
- 1000mm CB6 VXX XU10CB6 £519

Includes corner post, see p. 11 for corner planning.

CORNER BASE UNIT

- 900x900mm L VXX XUCBASE £569
- 930x930mm L VXX XUCBASE930 £654

2 DRAWER UNITS

- 500mm VXX XU502D £743
- 600mm VXX XU602D £780
- 800mm VXX XU802D £882
- 900mm VXX XU902D £903
- 1000mm VXX XU102D £919

3 DRAWER UNITS

- 500mm VXX XU503D £837
- 600mm VXX XU603D £877

3 DRAWER UNITS

- 800mm VXX XU803D £982
- 900mm VXX XU903D £1,010

2 DRAWER UNITS WITH INTERNAL DRAWER

- 1000mm VXX XU103D £1,030
- 500mm VXX XU50INT2D £909
- 600mm VXX XU60INT2D £945
- 800mm VXX XU80INT2D £1,048
- 900mm VXX XU90INT2D £1,069
- 1000mm VXX XU10INT2D £1,084

SMARTLARDER - SINGLE GABLE

- incl. 5 internal drawers (1970mm tall)
- 500mm VXX XUSMART50S £2,042
 - 600mm VXX XUSMART60S £2,147

SMARTLARDER - DOUBLE GABLE

- incl. 5 internal drawers (1970mm tall)
- 500mm VXX XUSMART50D £2,061
 - 600mm VXX XUSMART60D £2,162

WALL UNITS

- 300mm VXX XU30W £288
- 350mm VXX XU35W £295
- 400mm VXX XU40W £297

WALL UNITS

- 450mm VXX XU45W £306
- 500mm VXX XU50W £308
- 600mm VXX XU60W £357

CORNER WALL UNITS

- 600x600mm L VXX XUCWALL60 £488
- 630x630mm L VXX XUCWL630 £561

TALL CORNER WALL UNITS (900mm tall)

- 600x600mm D VXX XUDWALL60 £477
- 600x600mm Tall D VXX XUTDWALL60 £533

BRIDGING UNITS (360mm tall) incl. gas lift

- 500mm VXX XU50BR £307
- 600mm VXX XU60BR £316

BRIDGING UNITS (360mm tall) incl. gas lift mechanism

- 800mm VXX XU80BR £339
- 900mm VXX XU90BR £345
- 1000mm VXX XU10BR £351

BI-FOLD UNITS (720mm tall) incl. bi-fold mechanism

- 500mm VXX XU50BF £621
- 600mm VXX XU60BF £641
- 800mm VXX XU80BF £810
- 900mm VXX XU90BF £831
- 1000mm VXX XU10BF £844

TALL WALL UNITS (900mm tall)

- 300mm VXX XU309W £306
- 400mm VXX XU409W £325
- 450mm VXX XU459W £337

INTEGRATED APPLIANCE DOORS & FILLERS

- 685x446 VXX X68544 £54
- 685x596 VXX X68559 £72
- 110x596 VXX X11059 £32
- 140x596 VXX X14059 £33
- 450x596 VXX X45059 £59
- 490x596 VXX X49059 £55
- 570x596 VXX X57059 £68
- 645x596 VXX X64559 £71

INTEGRATED APPLIANCE DOORS

- 895x596 VXX X89559 £94
- 980x596 VXX X98059 £106

END PANELS & ACCESSORIES

- 792x350x18 EP VXX X792E £65
- 900x650x18 EP VXX X90E £113
- 2400x650x18 EP VXX X240E £315
- 2400x900x18 EP VXX X24090E £453
- 685x1200x18 EP VXX X1200E £146

ACCESSORIES

- 3000 Corn/Pel Sq VXX XCOR £108
- 3050 Plinth VXX XPLI £124
- Ext Corner Post 325 VXX XCPEXT325 £80
- Ext Corner Post 900 VXX XCPEXT90 £167
- Int Corner Post 720 VXX CPCSLAB £80

APPLIANCE HOUSING - SINGLE GABLE see p. 9 for door configurations

- 50/50 Fridge 980 VXX XU50FF50S £711
- 50/50 Fridge 895 VXX XU50FF90S £718
- 70/30 Fridge VXX XU70FF70S £719
- Double Oven VXX XU70TOVENAS £622
- Single Oven VXX XU70TOVENBS £642
- Single + Micro 380 VXX XU70TOVENCS £612
- Single + Micro 460 VXX XU70TOVENDS £557

EXTRA TALL APPLIANCE HOUSING - SINGLE GABLE (2150mm tall) see p. 9 for door configurations

- 50/50 Fridge XT VXX XU50TFF50S £777
- 70/30 Fridge XT VXX XU70TFF70S £770
- Single Oven XT VXX XU70TTOVENAS £709
- Double Oven XT VXX XU70TTOVENBS £686
- Sgl + Micro 380 XT VXX XU70TTOVENCS £663
- Sgl + Micro 460 XT VXX XU70TTOVENDS £674

LARDER UNITS - SINGLE GABLE see p. 9 for door configurations

- 300mm VXX XU30S £557
- 400mm VXX XU40S £607
- 500mm VXX XU50S £659
- 600mm VXX XU60S £719

EXTRA TALL LARDER UNITS - SINGLE GABLE (2150mm tall) p.9 for door configs.

- 300mm XT VXX XU30S £593
- 400mm XT VXX XU40S £653
- 500mm XT VXX XU50S £718
- 600mm XT VXX XU60S £770

APPLIANCE HOUSING - DOUBLE GABLE see p. 9 for door configurations

- 50/50 Fridge 980 VXX XU50DF50D £726
- 50/50 Fridge 895 VXX XU50DF90D £733
- 70/30 Fridge VXX XU70DF70D £734
- Double Oven VXX XU70DVENAD £637
- Single Oven VXX XU70DVENBD £657
- Single + Micro 380 VXX XU70DVENCD £624
- Single + Micro 460 VXX XU70DVENDD £570

EXTRA TALL APPLIANCE HOUSING - DOUBLE GABLE (2150mm tall) see p. 9 for door configurations

- 50/50 Fridge XT VXX XU50TDF50D £788
- 70/30 Fridge XT VXX XU70TDF70D £782
- Single Oven XT VXX XU70TTOVENAD £725
- Double Oven XT VXX XU70TTOVENBD £702
- Sgl + Micro 380 XT VXX XU70TTOVENCD £675
- Sgl + Micro 460 XT VXX XU70TTOVENDD £688

LARDER UNITS - DOUBLE GABLE 1 x 1245 door, 1 x 715 door

- 300mm VXX XU30D £570
- 400mm VXX XU40D £622
- 500mm VXX XU50D £673
- 600mm VXX XU60D £734

EXTRA TALL LARDER UNITS - DOUBLE GABLE (2150mm tall) 1 x 1245, 1 x 895 door

- 300mm XT VXX XU30D £607
- 400mm XT VXX XU40D £666
- 500mm XT VXX XU50D £733
- 600mm XT VXX XU60D £782

FULL HEIGHT DOOR LARDER UNITS - SINGLE GABLE 1 x 1965mm full height door

- 300mm VXX XUFH30S £589
- 400mm VXX XUFH40S £650
- 500mm VXX XUFH50S £716
- 600mm VXX XUFH60S £780

FULL HEIGHT DOOR LARDER UNITS - DOUBLE GABLE 1 x 1965mm full height door

- 300mm VXX XUFH30D £602
- 400mm VXX XUFH40D £665
- 500mm VXX XUFH50D £730
- 600mm VXX XUFH60D £797

WIREWORK UNITS incl. cab, doors & pull out wirework

- 150 Dynamic pull out VXX XUDY15 £397
- 150 Dynamic Towel VXX XUDY15TOW £433
- 300 Dyn pull out VXX XUDY30 £483

WIREWORK UNITS - SINGLE GABLE incl. cab, doors & pull out wirework

- 300 Dyn Tall Larder VXX XUL30WS £1,249
- 400 Dyn Tall Larder VXX XUL40WS £1,325
- Elite 500 Maxima VXX XUEL50MAXS £1,623
- 300 Elite Tall Larder VXX XUL30PULS £1,451
- Dyn 500 Maxima VXX XUDY50MAXS £1,230

WIREWORK UNITS - SINGLE GABLE incl. cab, doors & pull out wirework

- Dyn 600 Maxima VXX XUDY60MAXS £1,307

WIREWORK UNITS - DOUBLE GABLE incl. cab, doors & pull out wirework

- 300 Dyn Tall Larder VXX XUL30WD £1,263
- 400 Dyn Tall Larder VXX XUL40WD £1,338
- Dyn 500 Maxima VXX XUDY50MAXD £1,243
- Dyn 600 Maxima VXX XUDY60MAXD £1,322
- Elite 500 Maxima VXX XUEL50MAXD £1,637
- 300 Elite Tall Larder VXX XUL30PULD £1,463

WIREWORK UNITS incl. cab, doors & pull out wirework

- 150 Elite Pull Out VXX XUEL15 £462
- 300 Elite pull out VXX XUEL30 £567

WIREWORK UNITS - SINGLE GABLE incl. cab, doors & pull out wirework

- Elite Corner Unit L VXX XUELCNRL £1,229
- Elite Corner Unit R VXX XUELCNRR £1,229
- Combi Elite 450 (R) VXX XUELCOM45R £1,164
- Combi Elite 450 (L) VXX XUELCOM45L £1,164

WIREWORK UNITS incl. cab, doors & pull out wirework

- Combi Elite 500 (R) VXX XUELCOM50R £1,197
- Combi Elite 500 (L) VXX XUELCOM50L £1,197
- Combi Dyn 450 (R) VXX XUDYCOM45R £1,145
- Combi Dyn 450 (L) VXX XUDYCOM45L £1,145
- Combi Dyn 500 (R) VXX XUDYCOM50R £1,179
- Combi Dyn 500 (L) VXX XUDYCOM50L £1,179
- Dyn Corner Unit L VXX XUDYCNRL £1,114
- Dyn Corner Unit R VXX XUDYCNRR £1,114

EXTRA TALL WIREWORK UNITS - SINGLE GABLE (2150mm tall) incl. cab, doors & pull out wirework

- 300 Dyn Tall Larder XT VXX XUTL30WS £1,286
- 400 Dyn Tall Larder XT VXX XUTL40WS £1,371
- Dyn 500 Maxima XT VXX XUTDY50MAXS £1,286
- Dyn 600 Maxima XT VXX XUTDY60MAXS £1,358
- Elite 500 Maxima XT VXX XUTEL50MAXS £1,682
- 300 Elite Tall Larder XT VXX XUTL30PULS £1,486

Single vs. Double Gable
Single Gable units: Space for vertical profile on one side, part of any larder combination, can be used for LH or RH units.
Double Gable units: Space for vertical profile on both sides, used for the MIDDLE unit/s on a larder run of 3 or 4.

EXTRA TALL WIREWORK UNITS - DOUBLE GABLE (2150mm tall) incl. cab, doors & pull out wirework

- 300 Dyn Tall Larder XT VXX XUTL30WD £1,303
- 400 Dyn Tall Larder XT VXX XUTL40WD £1,385
- Dyn 500 Maxima XT VXX XUTDY50MAXD £1,303
- Dyn 600 Maxima XT VXX XUTDY60MAXD £1,373
- Elite 500 Maxima XT VXX XUTEL50MAXD £1,697
- 300 Elite Tall Larder XT VXX XUTL30PULD £1,500

Wirework Corner Cabinet Sizes:
Dynamic/Elite Corner Unit (L/R): 1000mm cabinet, 496mm door
Combi Dynamic/Elite 450 (L/R): 900mm cabinet, 446mm door
Combi Dynamic/Elite 500 (L/R): 1000mm cabinet, 496mm door

VIVO FOR VERO

PAINT TO ORDER TRUE HANDLELESS

- Slab door, square edged
- 18mm MF MDF
- Matt paint to order



Replace 'XXX' with prefix: **396**
 You must also specify your chosen colour:
 See page 15 to view our standard paint to order colours available OR
 specify 'Bespoke' and provide a colour reference to match to*

Replace 'U' with the letter next to the Quickcab carcass colour you require:
 Dust Grey **D** Ivory **I** Light Grey **L** White **W**

Pricing does not include Vero rails, please see page 57 for prices.
 * Bespoke colours have a 20 working day lead time.
 Surcharge applies on bespoke colours, £260 per 20 frontals.

BASE UNITS

150mm VXXXU15B £306	300mm VXXXU30B £346	350mm VXXXU35B £356	400mm VXXXU40B £360	450mm VXXXU45B £366	500mm VXXXU50B £371	600mm VXXXU60B £406	Under Oven Housing VXXXUOIH £277
---------------------------	---------------------------	---------------------------	---------------------------	---------------------------	---------------------------	---------------------------	---

BASE UNITS

700mm VXXXU70B £485	800mm VXXXU80B £496	900mm VXXXU90B £503	1000mm VXXXU10B £516	CORNER BASE UNITS 800mm VXXXU80CB4 £567	900mm VXXXU90CB £575	1000mm CB5 VXXXU10CB5 £586	1000mm CB6 VXXXU10CB6 £600
---------------------------	---------------------------	---------------------------	----------------------------	---	----------------------------	----------------------------------	----------------------------------

CORNER BASE UNIT

900x900mm L VXXXUCBASE £654	930x930mm L VXXXUCBASE930 £752
-----------------------------------	--------------------------------------

2 DRAWER UNITS

500mm VXXXU502D £856	600mm VXXXU602D £898	800mm VXXXU802D £1,017	900mm VXXXU902D £1,040	1000mm VXXXU102D £1,059
----------------------------	----------------------------	------------------------------	------------------------------	-------------------------------

3 DRAWER UNITS

500mm VXXXU503D £964	600mm VXXXU603D £1,011
----------------------------	------------------------------

3 DRAWER UNITS

800mm VXXXU803D £1,135	900mm VXXXU903D £1,164
------------------------------	------------------------------

2 DRAWER UNITS WITH INTERNAL DRAWER

1000mm VXXXU103D £1,186	500mm VXXXU50INT2D £1,047	600mm VXXXU60INT2D £1,090	800mm VXXXU80INT2D £1,207	900mm VXXXU90INT2D £1,230	1000mm VXXXU10INT2D £1,249
-------------------------------	---------------------------------	---------------------------------	---------------------------------	---------------------------------	----------------------------------

SMARTLARDER - SINGLE GABLE

500mm VXXXUSMART50S £2,352	600mm VXXXUSMART60S £2,472
----------------------------------	----------------------------------

SMARTLARDER - DOUBLE GABLE

500mm VXXXUSMART50D £2,373	600mm VXXXUSMART60D £2,489
----------------------------------	----------------------------------

WALL UNITS

300mm VXXXU30W £331	350mm VXXXU35W £340	400mm VXXXU40W £344
---------------------------	---------------------------	---------------------------

WALL UNITS

450mm VXXXU45W £352	500mm VXXXU50W £356	600mm VXXXU60W £388	700mm VXXXU70W £460	800mm VXXXU80W £472	900mm VXXXU90W £487	1000mm VXXXU10W £495
---------------------------	---------------------------	---------------------------	---------------------------	---------------------------	---------------------------	----------------------------

CORNER WALL UNITS

600x600mm L VXXXUCWALL60 £564	630x630mm L VXXXUCWL630 £649	600x600mm D VXXXUDWALL60 £549
-------------------------------------	------------------------------------	-------------------------------------

TALL CORNER WALL UNITS (900mm tall)

600x600mm Tall D VXXXUTDWALL60 £614

BRIDGING UNITS (360mm tall) incl. gas lift

500mm VXXXU50BR £355	600mm VXXXU60BR £364
----------------------------	----------------------------

BRIDGING UNITS (360mm tall) incl. gas lift mechanism

800mm VXXXU80BR £391	900mm VXXXU90BR £397	1000mm VXXXU10BR £406
----------------------------	----------------------------	-----------------------------

BI-FOLD UNITS (720mm tall) incl. bi-fold mechanism

500mm VXXXU50BF £716	600mm VXXXU60BF £738	800mm VXXXU80BF £934	900mm VXXXU90BF £957	1000mm VXXXU10BF £969
----------------------------	----------------------------	----------------------------	----------------------------	-----------------------------

TALL WALL UNITS (900mm tall)

300mm VXXXU309W £352	400mm VXXXU409W £375	450mm VXXXU459W £388	500mm VXXXU509W £403	600mm VXXXU609W £425	800mm VXXXU809W £524	900mm VXXXU909W £549	1000mm VXXXU109W £579
----------------------------	----------------------------	----------------------------	----------------------------	----------------------------	----------------------------	----------------------------	-----------------------------

APPLIANCE DOORS

685x446 VXXX68544 £64	685x596 VXXX68559 £83	110x596 VXXX11059 £39	140x596 VXXX14059 £40	450x596 VXXX45059 £68	490x596 VXXX49059 £64	570x596 VXXX57059 £78	645x596 VXXX64559 £83
-----------------------------	-----------------------------	-----------------------------	-----------------------------	-----------------------------	-----------------------------	-----------------------------	-----------------------------

APPLIANCE DOORS

895x596 VXXX89559 £108	980x596 VXXX98059 £121
------------------------------	------------------------------

END PANELS & ACCESSORIES

792x350x18 EP VXXX792E £76	900x650x18 EP VXXX90E £129	2400x650x18 EP VXXX240E £362	2400x900x18 EP VXXX2409E £523	685x1200x18 EP VXXX1200E £169
----------------------------------	----------------------------------	------------------------------------	-------------------------------------	-------------------------------------

ACCESSORIES

3000 Corn/Pel Sq VXXXCOR £125	3050 Plinth VXXXPLI £143	Ext Corner Post 325 VXXXCPEXT325 £93	Ext Corner Post 685 VXXXCPEXT685 £195	Int Corner Post 720 VXXXCPSLAB £93
-------------------------------------	--------------------------------	--	---	--

APPLIANCE HOUSING - SINGLE GABLE

50/50 Fridge 980 VXXXUFF50S £819	50/50 Fridge 895 VXXXUFF90S £828	70/30 Fridge VXXXUFF70S £830	Double Oven VXXXUTOVENAS £717	Single Oven VXXXUTOVENBS £739	Single + Micro 380 VXXXUTOVENCS £704	Single + Micro 460 VXXXUTOVENDS £643
--	--	------------------------------------	-------------------------------------	-------------------------------------	--	--

EXTRA TALL APPLIANCE HOUSING - SINGLE GABLE (2150mm tall)

50/50 Fridge XT VXXXUTFF50S £895	70/30 Fridge XT VXXXUTFF70S £886	Single Oven XT VXXXUTOVENAS £817	Double Oven XT VXXXUTOVENBS £790	Sgl + Micro 380 XT VXXXUTOVENCS £762	Sgl + Micro 460 XT VXXXUTOVENDS £777
--	--	--	--	--	--

LARDER UNITS - SINGLE GABLE

300mm VXXXUL30S £643	400mm VXXXUL40S £701	500mm VXXXUL50S £758	600mm VXXXUL60S £830
----------------------------	----------------------------	----------------------------	----------------------------

EXTRA TALL LARDER UNITS - SINGLE GABLE (2150mm tall) p.9 for door configs.

300mm XT VXXXUTL30S £683	400mm XT VXXXUTL40S £754	500mm XT VXXXUTL50S £828	600mm XT VXXXUTL60S £886
--------------------------------	--------------------------------	--------------------------------	--------------------------------

APPLIANCE HOUSING - DOUBLE GABLE

50/50 Fridge 980 VXXXUFF50D £835	50/50 Fridge 895 VXXXUFF90D £844	70/30 Fridge VXXXUFF70D £845	Double Oven VXXXUTOVENAD £733	Single Oven VXXXUTOVENBD £756	Single + Micro 380 VXXXUTOVENCD £719	Single + Micro 460 VXXXUTOVENDD £657
--	--	------------------------------------	-------------------------------------	-------------------------------------	--	--

EXTRA TALL APPLIANCE HOUSING - DOUBLE GABLE (2150mm tall) see p. 9 for door configurations

50/50 Fridge XT VXXXUTFF50D £909	70/30 Fridge XT VXXXUTFF70D £901	Single Oven XT VXXXUTOVENAD £834	Double Oven XT VXXXUTOVENBD £807	Sgl + Micro 380 XT VXXXUTOVENCD £779	Sgl + Micro 460 XT VXXXUTOVENDD £793
--	--	--	--	--	--

LARDER UNITS - DOUBLE GABLE 1 x 1245 door, 1 x 715 door

300mm VXXXUL30D £657	400mm VXXXUL40D £717	500mm VXXXUL50D £776	600mm VXXXUL60D £845
----------------------------	----------------------------	----------------------------	----------------------------

EXTRA TALL LARDER UNITS - DOUBLE GABLE (2150mm tall) 1 x 1245, 1 x 895 door

300mm XT VXXXUTL30D £701	400mm XT VXXXUTL40D £768	500mm XT VXXXUTL50D £844	600mm XT VXXXUTL60D £901
--------------------------------	--------------------------------	--------------------------------	--------------------------------

FULL HEIGHT DOOR LARDER UNITS - SINGLE GABLE

300mm VXXXUFH30S £676	400mm VXXXUFH40S £750	500mm VXXXUFH50S £824	600mm VXXXUFH60S £898
-----------------------------	-----------------------------	-----------------------------	-----------------------------

FULL HEIGHT DOOR LARDER UNITS - DOUBLE GABLE

300mm VXXXUFH30D £695	400mm VXXXUFH40D £767	500mm VXXXUFH50D £840	600mm VXXXUFH60D £917
-----------------------------	-----------------------------	-----------------------------	-----------------------------

WIREWORK UNITS incl. cab, doors & pull out wirework

150 Dynamic pull out VXXXUDY15 £457	150 Dynamic Towel VXXXUDY15TOW £498	300 Dyn pull out VXXXUDY30 £557
---	---	---------------------------------------

WIREWORK UNITS - SINGLE GABLE incl. cab, doors & pull out wirework

300 Dyn Tall Larder VXXXUL30WS £1,439	400 Dyn Tall Larder VXXXUL40WS £1,524	Elite 500 Maxima VXXXUEL50MAXS £1,869	300 Elite Tall Larder VXXXUL30PULS £1,670	Dyn 500 Maxima VXXXUDY50MAXS £1,416
---	---	---	---	---

WIREWORK UNITS - SINGLE GABLE

Dyn 600 Maxima VXXXUDY60MAXS £1,506

WIREWORK UNITS - DOUBLE GABLE incl. cab, doors & pull out wirework

300 Dyn Tall Larder VXXXUL30WD £1,454	400 Dyn Tall Larder VXXXUL40WD £1,543	Dyn 500 Maxima VXXXUDY50MAXD £1,431	Dyn 600 Maxima VXXXUDY60MAXD £1,522	Elite 500 Maxima VXXXUEL50MAXD £1,884	300 Elite Tall Larder VXXXUL30PULD £1,684
---	---	---	---	---	---

WIREWORK UNITS incl. cab, doors & pull out wirework

150 Elite Pull Out VXXXUEL15 £532	300 Elite pull out VXXXUEL30 £652	Elite Corner Unit L VXXXUELCNRL £1,416	Elite Corner Unit R VXXXUELCNRR £1,416	Combi Elite 450 (R) VXXXUELCOM45R £1,342	Combi Elite 450 (L) VXXXUELCOM45L £1,342
---	---	--	--	--	--

WIREWORK UNITS incl. cab, doors & pull out wirework

Combi Elite 500 (R) VXXXUELCOM50R £1,379	Combi Elite 500 (L) VXXXUELCOM50L £1,379	Combi Dyn 450 (R) VXXXUDYCOM45R £1,321	Combi Dyn 450 (L) VXXXUDYCOM45L £1,321	Combi Dyn 500 (R) VXXXUDYCOM50R £1,358	Combi Dyn 500 (L) VXXXUDYCOM50L £1,358	Dyn Corner Unit L VXXXUDYCNRL £1,284	Dyn Corner Unit R VXXXUDYCNRR £1,284
--	--	--	--	--	--	--	--

EXTRA TALL WIREWORK UNITS - SINGLE GABLE (2150mm tall) incl. cab, doors & pull out wirework

300 Dyn Tall Larder XT VXXXUTL30WS £1,482	400 Dyn Tall Larder XT VXXXUTL40WS £1,579	Dyn 500 Maxima XT VXXXUTDY50MAXS £1,482	Dyn 600 Maxima XT VXXXUTDY60MAXS £1,565	Elite 500 Maxima XT VXXXUTEL50MAXS £1,936	300 Elite Tall Larder XT VXXXUTEL30PULS £1,712
---	---	---	---	---	--

Single vs. Double Gable
 Single Gable units: Space for vertical profile on one side, part of any larder combination, can be used for LH or RH units.
 Double Gable units: Space for vertical profile on both sides, used for the MIDDLE unit/s on a larder run of 3 or 4.

EXTRA TALL WIREWORK UNITS - DOUBLE GABLE (2150mm tall) incl. cab, doors & pull out wirework

300 Dyn Tall Larder XT VXXXUTL30WD £1,500	400 Dyn Tall Larder XT VXXXUTL40WD £1,595	Dyn 500 Maxima XT VXXXUTDY50MAXD £1,500	Dyn 600 Maxima XT VXXXUTDY60MAXD £1,580	Elite 500 Maxima XT VXXXUTEL50MAXD £1,954	300 Elite Tall Larder XT VXXXUTEL30PULD £1,727
---	---	---	---	---	--

Wirework Corner Cabinet Sizes:
 Dynamic/Elite Corner Unit (L/R): 1000mm cabinet, 496mm door
 Combi Dynamic/Elite 450 (L/R): 900mm cabinet, 446mm door
 Combi Dynamic/Elite 500 (L/R): 1000mm cabinet, 496mm door

HANDLES

mm shown applies to hole centre

BRUSHED STEEL FINISH



SHAKER BRUSHED STEEL
J87
£8
Hole Centre: 96mm
L (mm): 125
D (mm): 20
H (mm): 15



WAVE BRUSHED STEEL
J142
£34
Hole Centre: 128mm
L (mm): 192
D (mm): 27
H (mm): 24




PRECISION BRUSHED STEEL
J192
£28
Hole Centre: 160mm
L (mm): 168
D (mm): 25
H (mm): 30




FLAT END T BAR 96MM BRUSHED STEEL
J230
£4
Hole Centre: 96mm
L (mm): 156
D (mm): 30
H (mm): 10



FLAT END T BAR 128MM BRUSHED STEEL
J231
£5
Hole Centre: 128mm
L (mm): 188
D (mm): 30
H (mm): 10




FLAT END T BAR 160MM BRUSHED STEEL
J232
£5
Hole Centre: 160mm
L (mm): 220
D (mm): 30
H (mm): 10




FLAT END T BAR 256MM BRUSHED STEEL
J233
£5
Hole Centre: 256mm
L (mm): 316
D (mm): 30
H (mm): 10




FLAT END T BAR 360MM BRUSHED STEEL
J234
£7
Hole Centre: 360mm
L (mm): 420
D (mm): 30
H (mm): 10



FLAT END T BAR 448MM BRUSHED STEEL
J235
£9
Hole Centre: 448mm
L (mm): 508
D (mm): 30
H (mm): 10



HALF MOON BAR 128MM BRUSHED STEEL
J356
£13
Hole Centre: 128mm
L (mm): 140
D (mm): 30
H (mm): 20



HALF MOON BAR 160MM BRUSHED STEEL
J357
£14
Hole Centre: 160mm
L (mm): 174
D (mm): 30
H (mm): 20



HALF MOON BAR 256MM BRUSHED STEEL
J358
£21
Hole Centre: 256mm
L (mm): 264
D (mm): 30
H (mm): 20



WIDE D 160MM BRUSHED STEEL
J375
£15
Hole Centre: 160mm
L (mm): 170
D (mm): 28
H (mm): 27




WIDE D 128MM BRUSHED STEEL
J374
£11
Hole Centre: 128mm
L (mm): 157
D (mm): 28
H (mm): 27




WIDE D 256MM BRUSHED STEEL
J376
£19
Hole Centre: 256mm
L (mm): 264
D (mm): 28
H (mm): 27




WIDE D 320MM BRUSHED STEEL
J377
£24
Hole Centre: 320mm
L (mm): 328
D (mm): 28
H (mm): 27



SLIM T BAR 160MM BRUSHED STEEL
J410
£18
Hole Centre: 160mm
L (mm): 182
D (mm): 26
H (mm): 7



SLIM T BAR 256MM BRUSHED STEEL
J411
£24
Hole Centre: 256mm
L (mm): 290
D (mm): 26
H (mm): 7




SQUARE BAR HANDLE 160MM BRUSHED STEEL
J362
£9
Hole Centre: 160mm
L (mm): 170
D (mm): 30
H (mm): 12


HANDLES

mm shown applies to hole centre


BRUSHED STEEL FINISH




BLOCK END BAR HANDLE 128MM BRUSHED STEEL
J431
£9
Hole Centre: 128mm
L (mm): 158
D (mm): 34
H (mm): 12




BLOCK END BAR 160MM BRUSHED STEEL
J432
£13
Hole Centre: 160mm
L (mm): 190
D (mm): 34
H (mm): 12




BLOCK END BAR 256MM BRUSHED STEEL
J433
£10
Hole Centre: 256mm
L (mm): 286
D (mm): 34
H (mm): 12




MASSIV BLOCK END 128MM BRUSHED STEEL
J470
£14
Hole Centre: 128mm
L (mm): 168
D (mm): 36
H (mm): 20



MASSIV BLOCK END 192MM BRUSHED STEEL
J471
£15
Hole Centre: 192mm
L (mm): 254
D (mm): 36
H (mm): 20



MASSIV BLOCK END 292MM BRUSHED STEEL
J472
£20
Hole Centre: 292mm
L (mm): 334
D (mm): 36
H (mm): 20



MASSIV BLOCK END 392MM BRUSHED STEEL
J473
£21
Hole Centre: 392mm
L (mm): 434
D (mm): 36
H (mm): 20



STRAP HANDLE BRUSHED STEEL
JV515
£5
Hole Centre: 128mm
L (mm): 185
D (mm): 22
H (mm): 20



BOW HANDLE BRUSHED STEEL
JV526
£7
Hole Centre: 128mm
L (mm): 144
D (mm): 34
H (mm): 16



ROUND END BAR BRUSHED STEEL
JV510
£7
Hole Centre: 160mm
L (mm): 180
D (mm): 25
H (mm): 18



BOW PLUS T BAR 128MM BRUSHED STEEL
J255
£9
Hole Centre: 128mm
L (mm): 168
D (mm): 30
H (mm): 15



BOW PLUS T BAR 160MM BRUSHED STEEL
J256
£10
Hole Centre: 160mm
L (mm): 200
D (mm): 30
H (mm): 15



BOW PLUS T BAR 256MM BRUSHED STEEL
J257
£14
Hole Centre: 256mm
L (mm): 296
D (mm): 30
H (mm): 15



BOW PLUS T BAR 320MM BRUSHED STEEL
J258
£18
Hole Centre: 320mm
L (mm): 360
D (mm): 30
H (mm): 15



BOW SHAKER BRUSHED STEEL
J307
£9
Hole Centre: 128mm
L (mm): 160
D (mm): 27
H (mm): 16



STRAP BAR HANDLE 96MM BRUSHED STEEL
J370
£5
Hole Centre: 96mm
L (mm): 115
D (mm): 25
H (mm): 25



STRAP BAR HANDLE 128MM BRUSHED STEEL
J371
£7
Hole Centre: 128mm
L (mm): 146
D (mm): 25
H (mm): 25



STRAP BAR HANDLE 160MM BRUSHED STEEL
J372
£13
Hole Centre: 160mm
L (mm): 178
D (mm): 25
H (mm): 25




STRAP BAR HANDLE 256MM BRUSHED STEEL
J373
£13
Hole Centre: 256mm
L (mm): 275
D (mm): 25
H (mm): 25

HANDLES

mm shown applies to hole centre

NICKEL FINISHES



BOW POINTED T BAR SATIN NICKEL

J216
£11
Hole Centre: 128mm
L (mm): 170
D (mm): 30
H (mm): 10



ELIPSE MATT NICKEL

J601
£34
Hole Centre: N/Amm
L (mm): 60
D (mm): 39
H (mm): 35



CUP MATT NICKEL

J606
£20
Hole Centre: 64mm
L (mm): 105
D (mm): 31
H (mm): 31




IMPERIAL MATT NICKEL

J610
£28
Hole Centre: 96mm
L (mm): 140
D (mm): 28
H (mm): 36



D-LITE MATT NICKEL

J620
£25
Hole Centre: 160mm
L (mm): 175
D (mm): 32
H (mm): 10



LINDER MATT NICKEL

J625
£19
Hole Centre: 160mm
L (mm): 196
D (mm): 25
H (mm): 25



DISC MATT NICKEL

J632
£10
Hole Centre: N/Amm
L (mm): 36
D (mm): 27
H (mm): 36



FLOW MATT NICKEL

J641
£18
Hole Centre: 160mm
L (mm): 171
D (mm): 30
H (mm): 11



CUP PLUS MATT NICKEL

J650
£20
Hole Centre: 96mm
L (mm): 105
D (mm): 27
H (mm): 31




ORBIT MATT NICKEL

J655
£7
Hole Centre: N/Amm
L (mm): 35
D (mm): 28
H (mm): 35



KURVA MATT NICKEL

J678
£11
Hole Centre: 128mm
L (mm): 166
D (mm): 19
H (mm): 25



EXCEL MATT NICKEL

J770
£19
Hole Centre: 160mm
L (mm): 173
D (mm): 29
H (mm): 15




PURE BRUSHED SATIN NICKEL

J880
£12
Hole Centre: N/A
L (mm): 32
D (mm): 27
H (mm): 32



SEN CUP BRUSHED SATIN NICKEL

J885
£19
Hole Centre: 64mm
L (mm): 104
D (mm): 30
H (mm): 48



KNURLED HANDLE BRUSHED SATIN NICKEL

J990
£34
Hole Centre: 128mm
L (mm): 182
D (mm): 34
H (mm): 10



KNURLED KNOB BRUSHED SATIN NICKEL

J995
£21
Hole Centre: N/A
L (mm): 30mm
D (mm): 35mm
H (mm): 30mm

HANDLES

mm shown applies to hole centre

POLISHED CHROME FINISH



WAVE POLISHED CHROME

J141
£40
Hole Centre: 128mm
L (mm): 192
D (mm): 27
H (mm): 24



IMPERIAL POLISHED CHROME

J143
£28
Hole Centre: 96mm
L (mm): 140
D (mm): 28
H (mm): 36



D-LITE POLISHED CHROME

J147
£25
Hole Centre: 160mm
L (mm): 175
D (mm): 32
H (mm): 10



ELIPSE POLISHED CHROME

J146
£34
Hole Centre: N/A
L (mm): 60
D (mm): 39
H (mm): 35



VICTORIAN POLISHED CHROME

J191
£25
Hole Centre: 128mm
L (mm): 165
D (mm): 26
H (mm): 19



ROUND KNOB POLISHED CHROME

J198
£5
Hole Centre: N/A
L (mm): 30
D (mm): 25
H (mm): 30




CUP PLUS POLISHED CHROME

J190
£20
Hole Centre: 96mm
L (mm): 105
D (mm): 27
H (mm): 31



DISC POLISHED CHROME

J630
£10
Hole Centre: N/Amm
L (mm): 36
D (mm): 27
H (mm): 36



FLOW POLISHED CHROME

J640
£18
Hole Centre: 160mm
L (mm): 171
D (mm): 30
H (mm): 11



ORBIT POLISHED CHROME

J657
£7
Hole Centre: N/Amm
L (mm): 35
D (mm): 28
H (mm): 35



LIP 50 POLISHED CHROME

J660
£11
Hole Centre: 50mm
L (mm): 50
D (mm): 38
H (mm): 22



LIP 100 POLISHED CHROME

J665
£18
Hole Centre: 80mm
L (mm): 100
D (mm): 38
H (mm): 22



LIP 200 POLISHED CHROME

J670
£27
Hole Centre: 180mm
L (mm): 200
D (mm): 38
H (mm): 22



BENSON POLISHED CHROME

J775
£20
Hole Centre: 160mm
L (mm): 204
D (mm): 30
H (mm): 15



CONTOUR POLISHED CHROME

J776
£20
Hole Centre: 160mm
L (mm): 174
D (mm): 34
H (mm): 14



PURE POLISHED CHROME

J883
£12
Hole Centre: N/A
L (mm): 32
D (mm): 27
H (mm): 32



SEN CUP POLISHED CHROME

J887
£19
Hole Centre: 64mm
L (mm): 104
D (mm): 30
H (mm): 48

HANDLES

mm shown applies to hole centre

GOLD/BRASS FINISHES



CUP MATT GOLD

J607
£20
Hole Centre: 64mm
L (mm): 105
D (mm): 31
H (mm): 31



IMPERIAL MATT GOLD

J611
£28
Hole Centre: 96mm
L (mm): 140
D (mm): 28
H (mm): 36




WAVE MATT GOLD

J615
£40
Hole Centre: 128mm
L (mm): 192
D (mm): 27
H (mm): 24



D-LITE MATT GOLD

J621
£25
Hole Centre: 160mm
L (mm): 173
D (mm): 32
H (mm): 10




LINDER MATT GOLD

J626
£19
Hole Centre: 160mm
L (mm): 196
D (mm): 25
H (mm): 25



DISC MATT GOLD

J633
£10
Hole Centre: N/Amm
L (mm): 36
D (mm): 27
H (mm): 36




FLOW MATT GOLD

J642
£18
Hole Centre: 160mm
L (mm): 171
D (mm): 30
H (mm): 11




EXCEL MATT GOLD

J772
£19
Hole Centre: 160mm
L (mm): 175
D (mm): 29
H (mm): 15




PURE BRUSHED SATIN BRASS

J881
£12
Hole Centre: N/A
L (mm): 32
D (mm): 27
H (mm): 32



SEN CUP BRUSHED SATIN BRASS

J886
£19
Hole Centre: 64mm
L (mm): 104
D (mm): 30
H (mm): 48



KNURLED HANDLE BRUSHED SATIN BRASS

J992
£34
Hole Centre: 128mm
L (mm): 182
D (mm): 34
H (mm): 10



KNURLED KNOB BRUSHED SATIN BRASS

J997
£21
Hole Centre: N/Amm
L (mm): 30
D (mm): 35
H (mm): 30

From top:
J642 Flow, matt gold
J626 Linder, matt gold
J621 D-Lite, matt gold



HANDLES

mm shown applies to hole centre

MATT BLACK FINISH



LIP 50 MATT BLACK

J661
£11
Hole Centre: 30mm
L (mm): 50
D (mm): 38
H (mm): 22



LIP 100 MATT BLACK

J666
£18
Hole Centre: 80mm
L (mm): 100
D (mm): 38
H (mm): 22



LIP 200 MATT BLACK

J671
£27
Hole Centre: 180mm
L (mm): 200
D (mm): 38
H (mm): 22




KURVA MATT BLACK

J676
£11
Hole Centre: 128mm
L (mm): 166
D (mm): 19
H (mm): 25



EXCEL MATT BLACK

J771
£19
Hole Centre: 160mm
L (mm): 175
D (mm): 29
H (mm): 15



PURE MATT BLACK

J882
£12
Hole Centre: N/A
L (mm): 32
D (mm): 27
H (mm): 32



KNURLED HANDLE MATT BLACK

J991
£34
Hole Centre: 128mm
L (mm): 182
D (mm): 34
H (mm): 10



KNURLED KNOB MATT BLACK

J996
£21
Hole Centre: N/Amm
L (mm): 30
D (mm): 35
H (mm): 30

GRAPHITE FINISH



IMPERIAL GRAPHITE

J612
£28
Hole Centre: 96mm
L (mm): 140
D (mm): 28
H (mm): 36



WAVE GRAPHITE

J616
£40
Hole Centre: 128mm
L (mm): 192
D (mm): 27
H (mm): 24



D-LITE GRAPHITE

J622
£25
Hole Centre: 160mm
L (mm): 173
D (mm): 32
H (mm): 10



LINDER GRAPHITE

J627
£19
Hole Centre: 160mm
L (mm): 196
D (mm): 25
H (mm): 25



FLOW GRAPHITE

J643
£18
Hole Centre: 160mm
L (mm): 171
D (mm): 30
H (mm): 11


From top:
J771 Excel, matt black
J676 Kurva, matt black
J882 Pure, matt black



HANDLES

mm shown applies to hole centre

ANTIQUE BRONZE FINISH



**ELIPSE
ANTIQUE BRONZE**
J600
£34
Hole Centre: N/A
L (mm): 60
D (mm): 39
H (mm): 35



**CUP
ANTIQUE BRONZE**
J605
£20
Hole Centre: 64mm
L (mm): 105
D (mm): 31
H (mm): 31




**DISC
ANTIQUE BRONZE**
J631
£10
Hole Centre: N/Amm
L (mm): 36
D (mm): 27
H (mm): 36



**KURVA
ANTIQUE BRONZE**
J675
£11
Hole Centre: 128mm
L (mm): 166
D (mm): 19
H (mm): 25



**CUP PLUS
ANTIQUE BRONZE**
J651
£20
Hole Centre: 96mm
L (mm): 105
D (mm): 27
H (mm): 31



**ORBIT
ANTIQUE BRONZE**
J656
£7
Hole Centre: N/Amm
L (mm): 35
D (mm): 28
H (mm): 35

ANTIQUE COPPER FINISH



**WAVE
ANTIQUE COPPER**
J182
£40
Hole Centre: 128mm
L (mm): 192
D (mm): 27
H (mm): 24



**IMPERIAL
ANTIQUE COPPER**
J184
£28
Hole Centre: 96mm
L (mm): 140
D (mm): 28
H (mm): 36



**D-LITE
ANTIQUE COPPER**
J185
£25
Hole Centre: 160mm
L (mm): 175
D (mm): 52
H (mm): 10



**ELIPSE
ANTIQUE COPPER**
J183
£34
Hole Centre: N/A
L (mm): 60
D (mm): 39
H (mm): 35

PEWTER FINISH



**CUP
PEWTER**
J140
£20
Hole Centre: 64mm
L (mm): 105
D (mm): 31
H (mm): 31



**IMPERIAL
PEWTER DISTRESSED**
J144
£24
Hole Centre: 96mm
L (mm): 140
D (mm): 28
H (mm): 36



**DISC
PEWTER**
J634
£10
Hole Centre: N/Amm
L (mm): 36
D (mm): 27
H (mm): 36



1. J675 Kurva, antique bronze
2. J605 Cup, antique bronze
3. J631 Disc, antique bronze
4. J600 Elipse, antique bronze
5. J651 Cup Plus, antique bronze
6. J656 Orbit, antique bronze

SINKS

All dimensions shown in mm

L = Length
W = Width
BD = Bowl Depth, internal
MBU = Minimum Base Unit required

STAINLESS STEEL



**NERON 1.0 BOWL
BRUSHED STEEL**
JSINK001 | £639

Reversible | Inset | L: 1000 | W: 500 | BD: 200
MBU: 600 | Gauge: 0.7 | Includes: 90mm Orbit strainer waste, overflow and pipework, self adhesive foam sealing strip, fixing clips, tap hole blanking plug.



**NERON 1.5 BOWL
BRUSHED STEEL**
JSINK002 | £750

Reversible | Inset | L: 1000 | W: 500 | BD: 200
MBU: 600 | Gauge: 0.7 | Includes: 90mm Orbit strainer wastes, overflow and pipework, self adhesive foam sealing strip, fixing clips, tap hole blanking plug.



**STEAM 1.0 BOWL
BRUSHED STEEL**
JSINK007 | £215

Reversible | Undermount
L: 423 | W: 423 | BD: 200 | MBU: 500 | Gauge: 0.6
Includes: Basket strainer waste, overflow, factory fitted worktop seal, fixing clips & tap hole blanking plug.



**QUARRY 1.5 BOWL
BRUSHED STEEL**
JSINK008 | £390

Reversible | Undermount
L: 590 | W: 456 | BD: 180 | MBU: 600 | Gauge: 0.6
Includes: Basket strainer wastes, overflow & fixing clips.



**MATRIX RH 1.5 BOWL
BRUSHED STEEL**
JSINK009 | £907

Right Handed | Undermount/Low profile inset
L: 570 | W: 440 | BD: 198 | MBU: 800 | Gauge: 1.0
Includes: 90mm Orbit strainer wastes, overflow and pipework, fixing clips.



**MATRIX LH 1.5 BOWL
BRUSHED STEEL**
JSINK010 | £907

Left Handed | Undermount/Low profile inset
L: 570 | W: 440 | BD: 198 | MBU: 800 | Gauge: 1.0
Includes: 90mm Orbit strainer wastes, overflow and pipework, fixing clips.



**TRYDENT 1.0 BOWL & DRAINER
SATIN STEEL**
JSINK013 | £162

Reversible | Inset
L: 860 | W: 500 | BD: 160 | MBU: 450 | Gauge: 0.6
Includes: Basket strainer waste, overflow, factory fitted worktop seal, fixing clips & tap hole blanking plug.



**TRYDENT 1.5 BOWL & DRAINER
SATIN STEEL**
JSINK014 | £215

Reversible | Inset
L: 1000 | W: 500 | BD: 160 | MBU: 600 | Gauge: 0.6
Includes: Basket strainer wastes, overflow, factory fitted worktop seal, fixing clips & tap hole blanking plug.



**MATRIX 1.0 BOWL
BRUSHED STEEL**
JSINK062 | £547

Not Handed | Undermount/Low profile inset
L: 570 | W: 440 | BD: 198 | MBU: 800 | Gauge: 1.0
Includes: 90mm Orbit strainer wastes, overflow and pipework, fixing clips.



**IKIS 1.0 BOWL
BRUSHED STEEL**
JSINK068 | £631

Reversible | Inset | L: 1000 | W: 500 | BD: 180
MBU: 600 | Gauge: 0.8 | Includes: 90mm Orbit strainer waste, overflow and pipework, factory fitted rim worktop seal, fixing clips, tap hole blanking plug.



**IKIS 1.5 BOWL
BRUSHED STEEL**
JSINK069 | £695

Reversible | Inset | L: 1000 | W: 500 | BD: 173
MBU: 600 | Gauge: 0.8 | Includes: 90mm Orbit strainer wastes, overflow and pipework, factory fitted rim worktop seal, fixing clips, tap hole blanking plug.



JSINK009 Matrix Rh 1.5 Bowl Sink, stainless steel
JTAPI04 Althia Mono Sink Mixer, chrome

SINKS

All dimensions shown in mm

L = Length
W = Width
BD = Bowl Depth, internal
MBU = Minimum Base Unit required

COMPOSITE



**RUFFORD 1.0 BOWL
COMPOSITE BLACK GRANITE**
JSINK003 | £428

Reversible | Inset
L: 780 | W: 480 | BD: 180 | MBU: 450
Includes: Basket strainer waste, overflow & fixing clips.



**DUNHAM 1.5 BOWL
COMPOSITE BLACK GRANITE**
JSINK004 | £482

Reversible | Inset
L: 950 | W: 480 | BD: 180 | MBU: 600
Includes: Basket strainer wastes, overflow & fixing clips.



**DUNE 1.5 BOWL
COMPOSITE GREY METALLIC GRANITE**
JSINK012 | £843

Reversible | Inset
L: 1000 | W: 500 | BD: 190 | MBU: 600
Includes: 90mm Orbit strainer wastes, overflow and pipework, fixing clips.



**XCITE 1.0 BOWL
COMPOSITE BLACK METALLIC GRANITE**
JSINK070 | £752

Reversible | Inset
L: 780 | W: 500 | BD: 180 | MBU: 450
Includes: Basket strainer waste, overflow & pipework, fixing clips.



**XCITE 1.5 BOWL
COMPOSITE BLACK METALLIC GRANITE**
JSINK071 | £807

Reversible | Inset
L: 1000 | W: 500 | BD: 180 | MBU: 600
Includes: Basket strainer wastes, overflow & pipework, fixing clips.



**XCITE 1.0 BOWL
COMPOSITE GREY METALLIC GRANITE**
JSINK072 | £815

Reversible | Inset
L: 780 | W: 500 | BD: 180 | MBU: 450
Includes: Basket strainer waste, overflow & pipework, fixing clips.



**XCITE 1.5 BOWL
COMPOSITE GREY METALLIC GRANITE**
JSINK073 | £874

Reversible | Inset
L: 1000 | W: 500 | BD: 180 | MBU: 600
Includes: Basket strainer wastes, overflow & pipework, fixing clips.



JSINK063 Sandon 1.0 Bowl Sink, ceramic

CERAMIC



**BELFAST 1.0 BOWL
CERAMIC**
JSINK011 | £663

Not handed | Apron front/Undermount
L: 595 | W: 455 | BD: 184 | MBU: 600
Includes: 60mm basket strainer waste and overflow.



**SANDON 1.0 BOWL
CERAMIC**
JSINK063 | £872

Not handed | Undermount or inset
L: 595 | W: 460 | BD: 195 | MBU: 800
Includes: Basket strainer waste, overflow and pipework.



**SANDON 1.5 BOWL
CERAMIC**
JSINK064 | £829

Left hand main bowl | Undermount or inset
L: 595 | W: 520 | BD: 175 | MBU: 800
Includes: Basket strainer waste, overflow and pipework.



**MILFORD 1.0 BOWL
CERAMIC**
JSINK075 | £653

Reversible | Inset
L: 860 | W: 500 | BD: 184 | MBU: 450
Includes: Basket strainer waste, overflow and pipework, tap hole blanking plug.



**MILFORD 1.5 BOWL
CERAMIC**
JSINK076 | £757

Reversible | Inset | L: 1000 | W: 500 | BD: 186
MBU: 600 Includes: Basket strainer wastes (half bowl services overflow), overflow and pipework, tap hole blanking plug.

SINGLE LEVER



BROCK MONO SINK MIXER CHROME
JTAP100
£87
Tap height: 153mm
Spout reach: 227mm
Min. bar pressure: 0.3
3.0 bar flow rate: 19.83 l/min



ALTHIA MONO SINK MIXER CHROME
JTAP104
£360
Tap height: 321mm
Spout reach: 196mm
Min. bar pressure: 0.75
3.0 bar flow rate: 09.90 l/min



PRIME MONO SINK MIXER CHROME
JTAP105
£325
Tap height: 254mm
Spout reach: 188mm
Min. bar pressure: 0.3
3.0 bar flow rate: 12.96 l/min



SEVERN MONO SINK MIXER CHROME
JTAP108
£254
Tap height: 373mm
Spout reach: 180mm
Min. bar pressure: 0.3
3.0 bar flow rate: 14.49 l/min



ALTHIA MONO SINK MIXER MATT BLACK
JTAP121
£495
Tap height: 321mm
Spout reach: 196mm
Min. bar pressure: 0.75
3.0 bar flow rate: 9.90 l/min



ALTHIA MONO SINK MIXER BRUSHED BRASS
JTAP122
£495
Tap height: 321mm
Spout reach: 196mm
Min. bar pressure: 0.75
3.0 bar flow rate: 9.90 l/min



FRACTION MONO SINK MIXER CHROME
JTAP131
£463
Tap height: 298mm
Spout reach: 218mm
Min. bar pressure: 0.5
3.0 bar flow rate: 12.15 l/min



FRACTION MONO SINK MIXER MATT BLACK
JTAP132
£517
Tap height: 298mm
Spout reach: 218mm
Min. bar pressure: 0.5
3.0 bar flow rate: 12.15 l/min



FRACTION MONO SINK MIXER BRUSHED BRASS
JTAP133
£503
Tap height: 298mm
Spout reach: 218mm
Min. bar pressure: 0.5
3.0 bar flow rate: 12.15 l/min



SPEY MONO SINK MIXER CHROME/BLACK
JTAP138
£438
Tap height: 467mm
Spout reach: 188mm
Min. bar pressure: 1.00
3.0 bar flow rate: 6.90 l/min



JTAP122 Althia Mono Sink Mixer, brushed brass
JSINK070 Xcite 1.0 Bowl, composite black metallic granite

DUAL LEVER



RISSELE MONO SINK MIXER CHROME
JTAP101
£244
Tap height: 231mm
Spout reach: 228mm
Min. bar pressure: 0.3
3.0 bar flow rate: 18.81 l/min



LUDLOW MONO SINK MIXER CHROME
JTAP102
£390
Tap height: 355mm
Spout reach: 190mm
Min. bar pressure: 0.2
3.0 bar flow rate: 16.63 l/min



LUDLOW MONO SINK MIXER ANTIQUE BRONZE
JTAP103
£460
Tap height: 355mm
Spout reach: 190mm
Min. bar pressure: 0.2
3.0 bar flow rate: 16.63 l/min



LINEAR FLAIR MONO SINK MIXER CHROME
JTAP106
£369
Tap height: 303mm
Spout reach: 236mm
Min. bar pressure: 0.5
3.0 bar flow rate: 14.54 l/min



BECK MONO SINK MIXER CHROME
JTAP109
£221
Tap height: 350mm
Spout reach: 190mm
Min. bar pressure: 0.3
3.0 bar flow rate: 16.7 l/min



BECK MONO SINK MIXER BRUSHED NICKEL
JTAP110
£272
Tap height: 350mm
Spout reach: 190mm
Min. bar pressure: 0.3
3.0 bar flow rate: 16.7 l/min



LINEAR FLAIR MONO SINK MIXER BRUSHED STEEL
JTAP125
£383
Tap height: 303mm
Spout reach: 236mm
Min. bar pressure: 0.5
3.0 bar flow rate: 14.54 l/min



GLOBE MONO SINK MIXER CHROME
JTAP128
£336
Tap height: 399mm
Spout reach: 216mm
Min. bar pressure: 0.5
3.0 bar flow rate: 14.01 l/min



GLOBE MONO SINK MIXER MATT BLACK
JTAP129
£490
Tap height: 399mm
Spout reach: 216mm
Min. bar pressure: 0.5
3.0 bar flow rate: 14.01 l/min



GLOBE MONO SINK MIXER BRUSHED BRASS
JTAP130
£500
Tap height: 399mm
Spout reach: 216mm
Min. bar pressure: 0.5
3.0 bar flow rate: 14.01 l/min



PICO QUAD MONO SINK MIXER CHROME
JTAP134
£259
Tap height: 312mm
Spout reach: 192mm
Min. bar pressure: 0.4
3.0 bar flow rate: 14.36 l/min



PICO QUAD MONO SINK MIXER BRUSHED STEEL
JTAP135
£308
Tap height: 312mm
Spout reach: 192mm
Min. bar pressure: 0.4
3.0 bar flow rate: 14.36 l/min



EDEN MONO SINK MIXER MATT BLACK
JTAP136
£210
Tap height: 351mm
Spout reach: 177mm
Min. bar pressure: 0.3
3.0 bar flow rate: 16.97 l/min



EDEN MONO SINK MIXER CHROME
JTAP137
£123
Tap height: 351mm
Spout reach: 177mm
Min. bar pressure: 0.3
3.0 bar flow rate: 16.97 l/min



OUSE MONO SINK MIXER CHROME
JTAP139
£150
Tap height: 287mm
Spout reach: 188mm
Min. bar pressure: 287
3.0 bar flow rate: 17.74 l/min



TYNE MONO SINK MIXER CHROME
JTAP140
£314
Tap height: 355mm
Spout reach: 192mm
Min. bar pressure: 0.3
3.0 bar flow rate: 22.34 l/min

BINS & DRIP TRAYS

PULL OUT BINS



BLOCK 2.0 PULL OUT BIN - 400MM 35LITRES

Suitable for 400mm (w) cabinet size

JBIN40
£507



BLOCK 2.0 PULL OUT BIN - 500MM 35LITRES + 35LITRES

Suitable for 500mm (w) cabinet size

JBIN50
£578



BLOCK 2.0 PULL OUT BIN - 600MM 35LITRES + 35LITRES + 8 LITRES + 8 LITRES

Suitable for 600mm (w) cabinet size


JBIN60
£625

PLEASE NOTE

Block 2.0 bins can be fixed directly to the door or installed inside a cabinet base with a hinged door.




DRIP TRAYS



600MM UNDER SINK DRIP TRAY

Aluminum under sink cabinet protection for 600mm cab.


JTRAY60
£26



800MM UNDER SINK DRIP TRAY

Aluminum under sink cabinet protection for 800mm cab. Includes cut out for cabinet centre post.

JTRAY80
£35



1000MM UNDER SINK DRIP TRAY

Aluminum under sink cabinet protection for 1000mm cab. Includes cut out for cabinet centre post.

JTRAY10
£49




CUTLERY TRAYS



EXCELLENT CUTLERY TRAY

500mm Carbon Fibre JCARBON500 £40	600mm Carbon Fibre JCARBON600 £43	800mm Carbon Fibre JCARBON800 £80	900mm Carbon Fibre JCARBON900 £87	1000mm Carbon Fibre JCARBON1000 £94
---	---	---	---	---



SCOOP CUTLERY TRAY & INSERTS

400mm Scoop Tray JSCOOP400 £29	500mm Scoop Tray JSCOOP500 £36	600mm Scoop Tray JSCOOP600 £45	800mm Scoop Tray JSCOOP800 £96	900mm Scoop Tray JSCOOP900 £96	1000mm Scoop Tray JSCOOP1000 £101
		Mini insert tray	Mini insert tray	Mini insert tray Dividers	Mini insert tray Dividers

ACCESSORIES

EDGING TAPE

2m length, 0.8mm thickness, 22mm width, melamine, iron-on.

ANTHRACITE GLOSS JEDGE019 £18	DUST GREY GRAIN JEDGE022 £18	LIGHT GREY MATT JEDGE006 £18
ANTHRACITE MATT JEDGE001 £18	DUST GREY MATT JEDGE004 £18	MUSSEL GRAIN JEDGE018 £18
CASHMERE GLOSS JEDGE020 £18	INDIGO BLUE MATT JEDGE023 £18	MUSSEL MATT JEDGE007 £18
CASHMERE GRAIN JEDGE012 £18	IVORY GLOSS JEDGE010 £18	OAK GRAIN JEDGE016 £18
CASHMERE MATT JEDGE002 £18	IVORY GRAIN JEDGE014 £18	PORCELAIN MATT JEDGE008 £18
DAKAR GRAIN JEDGE013 £18	IVORY MATT JEDGE005 £18	WHITE GLOSS JEDGE011 £18
DAKAR MATT JEDGE003 £18	LIGHT GREY GLOSS JEDGE024 £18	WHITE GRAIN JEDGE017 £18
DUST GREY GLOSS JEDGE021 £18	LIGHT GREY GRAIN JEDGE015 £18	WHITE MATT JEDGE009 £18



CABINET ACCESSORIES



Cabinet leg



Plinth clip and plate

CABINET LEGS, 150MM BLACK, ADJUSTABLE

JCABLEGS
£5

SOLD AS PACK OF 4

PLINTH CLIPS & PLATES BLACK

JPLINTHCLIP
£3

SOLD AS PACK OF 4

HINGES



SILENCE HINGES, 105° SOFT CLOSE, CLIP ON

JHINGE
£15

SOLD AS PACK OF 2

Includes: 105 degree hinges, 16mm screws, 18mm mounting plates with Euro screws, hinge plate covers and cam plate covers.

Silence



HINGES



NEW TITUS HINGES, 110° SOFT CLOSE, CLIP ON

JTITUS110
£18

SOLD AS PACK OF 2

Includes: 110 degree hinges, 16mm screws, 18mm mounting plates with Euro screws, hinge plate covers, cam plate covers and expandable dowels.

Titus+



NEW TITUS HINGES, 170° SOFT CLOSE, CLIP ON

JTITUS170
£28

SOLD AS PACK OF 2

Includes: 170 degree hinges, 16mm screws, 18mm mounting plates with Euro screws, hinge plate covers and cam plate covers.

Titus+



NEW TITUS HINGES, FRIDGE FREEZER 100°

JTITUSAPP
£16

SOLD AS PACK OF 2

Includes: 100 degree hinges, 15mm screws, pre mounted Euro screws on hinge plate.

Titus+



NEW BLUM HINGE, FRIDGE FREEZER 95°

JBLUMAPPHINGE
£22

SOLD AS PACK OF 2

Includes: 95 degree hinges, supplied with mounting plate and 16mm screws.

blum



BLUM CLIP TOP BLUMOTION HINGE 110° CLIP-ON


JBLUM200
£23

SOLD AS PACK OF 2

Integrated BLUMOTION soft-close. Side/depth adjustment, height adjustment. Cup diameter: 35mm, cup depth: 13mm

Includes: Hinges x 2, Mounting Plates x 2, Boss & Arm Cover Caps x 2, Euro Screws x 2

blum



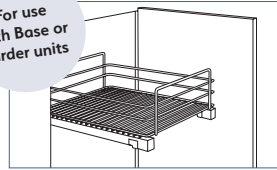
UPGRADE TO
BLUM HINGES



WIREWORK

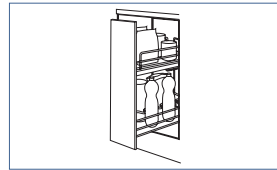
Price shown for **wirework mechanism only**, not incl. cabinet or doors.
All units are **soft close** unless otherwise stated.

For use with Base or Larder units



SINGLE CHROME PULL OUT BASKET

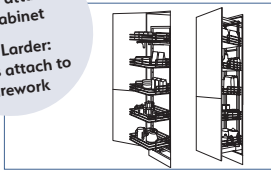
300mm JDY040 £145	400mm JDY041 £155	500mm JDY042 £170	600mm JDY043 £177	800mm JDY044 £191	1000mm JDY045 £215
-------------------------	-------------------------	-------------------------	-------------------------	-------------------------	--------------------------



ELITE PULL OUT 150 / 300

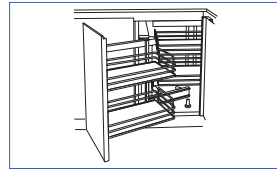
150mm JEL001 £211	300mm JEL002 £282
-------------------------	-------------------------

Maxima:
Doors attach to cabinet
Tall Larder:
Doors attach to wirework



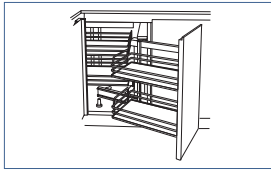
ELITE MAXIMA / TALL LARDER

500mm Maxima JEL013 £1,024	300mm Tall Larder JEL004 £948
----------------------------------	-------------------------------------



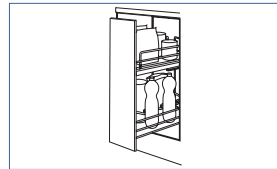
ELITE CORNER PULL OUT (L)

Left Hand (Lh door / Rh blank), min cab 900
JEL006
£770



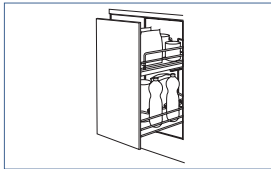
ELITE CORNER PULL OUT (R)

Right Hand (Rh door / Lh blank), min cab 900
JEL005
£770



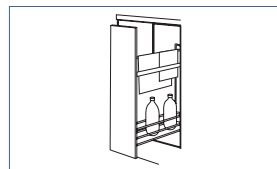
DYNAMIC PULL OUT 150

150mm
JDY001
£144



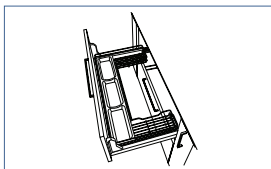
DYNAMIC PULL OUT 300

300mm
JDY002
£197



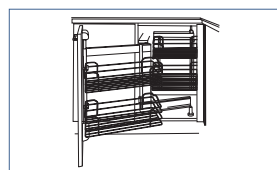
DYNAMIC PULL OUT TOWEL RAIL

150mm
JDY015
£180



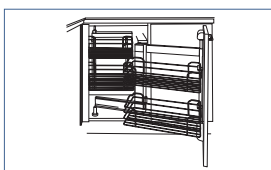
DYNAMIC UNDERSINK PULL OUT

U shaped drawer basket w. plastic tray, 1000mm
JDY013
£294



DYNAMIC CORNER PULL OUT (L)

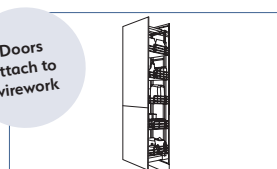
Left Hand (Lh door / Rh blank), min cab 900
JDY020
£648



DYNAMIC CORNER PULL OUT (R)

Right Hand (Rh door / Lh blank), min cab 900
JDY021
£648

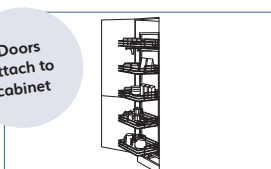
Doors attach to wirework



DYNAMIC TALL LARDER

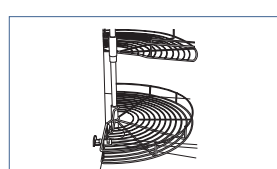
300mm JDY080 £736	400mm JDY081 £762
-------------------------	-------------------------

Doors attach to cabinet



DYNAMIC MAXIMA

500mm JDY070 £606	600mm JDY071 £627
-------------------------	-------------------------



3/4 CHROME CAROUSEL (non soft close)

3/4 carousel for 900 x 900 cab
JSWIVEL07
£181



1/2 CHROME CAROUSEL (non soft close)

1/2 carousel for 900-1000 cab
JSWIVEL08
£198



ELITE COMBI

(set of 2 shelves, soft close sold separately)

450 Right, for 900 cab JEL065 £627	450 Left, for 900 cab JEL064 £627
--	---

500 Right, for 1000 cab JEL067 £653	500 Left, for 1000 cab JEL066 £653
---	--



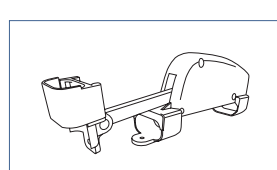
DYNAMIC COMBI

(set of 2 shelves, soft close sold separately)

450 Right, for 900 cab JDY065 £607	450 Left, 900 cab JDY064 £607
--	-------------------------------------

500 Right, for 1000 cab JDY067 £635	500 Left, for 1000 cab JDY066 £635
---	--

Right: Right hand door / Left hand blank
Left: Left hand door / Right hand blank



COMBI SOFT CLOSE - SINGLE

(Two soft close units required per set of Combi shelves)

Dyn/Elite Combi Soft Close Mechanism
JEL063
£36

LED LIGHTING

All lights come with a driver included.



STEINA KEA LIGHT X 1 (2W) BRUSHED STEEL

JKEA01 £56	Driver Info	
Voltage	12V	6W
Lamp colour	Cool White	Max 3 lights per driver
Lamp Life Span	25,000 hrs	
Light IP rating	IP20	



STEINA KEA X 2 (2W X 2) BRUSHED STEEL

JKEA02 £84	Driver Info	
Voltage	12V	6W
Lamp colour	Cool White	Max 3 lights per driver.
Lamp Life Span	25,000 hrs	
Light IP rating	IP20	



STEINA KEA LIGHT X 3 (2W X 3) BRUSHED STEEL

JKEA03 £108	Driver Info	
Voltage	12V	6W
Lamp colour	Cool White	Max 3 lights per driver
Lamp Life Span	25,000 hrs	
Light IP rating	IP20	



STEINA FARO LIGHT X 2 (3W X 2) SILVER GREY

JFARO £180	Driver Info	
Voltage	DC12V	6W
Lamp colour	Cool White	Input voltage 220-240VAC, output 12V
Lamp Life Span	30,000 hrs	
Light IP rating	IP20	



STEINA QUADRO LIGHT X 3 (1.5W X 3) ALUMINIUM/SILVER

JQUADRO £47	Driver Info	
Voltage	100 - 240V	6W
Lamp colour	Cool White	
Lamp Life Span	25,000 hrs	
Light IP rating	IP20	



PICKA PLINTH X 4 ROUND (0.2W X 4) SATIN CHROME

JPICKAROUND £141	Driver Info	
Voltage	12V	3W
Lamp colour	White	Integrated driver supports 4 lights
Lamp Life Span	25,000 hrs	
Light IP rating	IP20	



PICKA PLINTH X 4 SQUARE (0.4W X 4) SILVER GREY

JPICKASQUARE £141	Driver Info	
Voltage	12V	3W
Lamp colour	White	Integrated driver supports 4 lights
Lamp Life Span	25,000 hrs	
Light IP rating	IP20	



SOLDAN FLEXIBLE STRIP - 2M (7.2W) WHITE/CLEAR

JSOLDAN002 £114	Driver Info	
Voltage	12Vdc	8W
Lamp colour	Cool White	IP20
Lamp Life Span	30,000 hrs	
Light IP rating	IP65	



SOLDAN FLEXIBLE STRIP - 3M (10.8W) WHITE/CLEAR

JSOLDAN003 £160	Driver Info	
Voltage	12Vdc	15W
Lamp colour	Cool White	IP20
Lamp Life Span	30,000 hrs	
Light IP rating	IP65	



STEINA DOWNLIGHT X 1 (2W) BRUSHED STEEL

JDOWN01 £52	Driver Info	
Voltage	12V	6W
Lamp colour	Cool White	Max 3 lights per driver
Lamp Life Span	25,000 hrs	
Light IP rating	IP20	



STEINA DOWNLIGHT X 2 (2W X 2) BRUSHED STEEL

JDOWN02 £74	Driver Info	
Voltage	12V	6W
Lamp colour	Cool White	Max 3 lights per driver
Lamp Life Span	25,000 hrs	
Light IP rating	IP20	



STEINA DOWNLIGHT X 3 (2W X 3) BRUSHED STEEL

JDOWN03 £95	Driver Info	
Voltage	12V	6W
Lamp colour	Cool White	Max 3 lights per driver
Lamp Life Span	25,000 hrs	
Light IP rating	IP20	



STEEL SPACER FOR DOWNLIGHT BRUSHED STEEL

JSPACER
£4



STEINA TUBE LIGHT 227MM (4W) WHITE

JTUBE227 £29	Driver Info	
Voltage	220 - 240V	Inside the fitting
Lamp colour	Cool White	
Lamp Life Span	25,000 hrs	
Light IP rating	IP20	



STEINA TUBE LIGHT 538MM (9W) WHITE

JTUBE538 £33	Driver Info	
Voltage	220 - 240V	Inside the fitting
Lamp colour	Cool White	
Lamp Life Span	25,000 hrs	
Light IP rating	IP20	



STEINA TUBE LIGHT 838MM (13W) WHITE

JTUBE838 £43	Driver Info	
Voltage	220 - 240V	Inside the fitting
Lamp colour	Cool White	
Lamp Life Span	25,000 hrs	
Light IP rating	IP20	

PLEASE NOTE

All light fittings must be installed by a qualified electrician. Some lights come with a plug in driver and some come with a driver that requires hard wiring. Please check the full specification of the product before purchasing. Every effort is made to ensure the information supplied in this literature is accurate. However it is your responsibility to ensure the products are suitable for your requirements.

Images shown may differ slightly from actual product. The colour description does not always reflect the material.

Further technical information can be found in our online technical guide:
www.tkc.co.uk/techguides

ADDITIONAL INFORMATION

CREDIT ACCOUNTS / PAYMENT METHODS

Credit accounts are available on request, subject to status. We accept BACS and all major credit and debit cards.

PRODUCT SAMPLES

Samples of our door ranges are available, please contact your area sales manager or our sales team for details.

CARRIAGE COSTS

Cut off time for all orders is 2pm.

Carriage costs are **EXCLUSIVE** of VAT.

FREE CARRIAGE ORDERS OVER £300*



* Orders over £300 (excl. VAT) free of charge.

PARCEL ORDERS UNDER £300

ORDERS UNDER £300 1-3 DAY
01SMALL
£18
Carrier

Please Note:

For all orders, TKC will select the most suitable form of transportation in terms of efficiency of cost and to ensure delivery arrives in good order.

REDELIVERY

REDELIVERY
01REDELIVER
£66
Standard size & pallet orders failed due to customer not accepting or available to accept.

NEXT DAY PALLET CHARGES

PALLET NEXT DAY DELIVERY CARRIER
01PALLET2
£85

3 METRE PALLET NEXT DAY SERVICE
01PALLET5
£255

PALLET DELIVERY OUTSIDE OF TKC TRANSPORT MATRIX
01NONDELDAY
£65

NEXT DAY PALLET ON TKC FLEET
01NEXTDAYPAL
£65

SCOTTISH HIGHLANDS CARRIAGE

SCOTTISH HIGHLANDS 3-5 DAYS
01SCOT3
£120
Standard size orders

PALLET SCOTTISH HIGHLANDS 3-5 DAYS
01SCOT4
£360

PRODUCT IMAGES

Our images can be made available to you for use in your own marketing material, please contact your area sales manager or our sales team for details.

TERMS & CONDITIONS OF SALE

The Customer's attention is drawn in particular to the provisions of clause 14 and clause 7.3.

1. INTERPRETATION

- In these Conditions and the Contract, the following definitions apply:
 - Sales Order Acknowledgment:** has the meaning given in clause 2.3. Alternative Delivery Location: has the meaning given in Clause 6.3.
 - Business Day:** a day (other than a Saturday, Sunday, public holiday, or Christmas shut down day) when banks in London are open for business.
 - Conditions:** the terms and conditions set out in this document as amended from time to time in accordance with clause 22.
 - Contract:** the contract between the Supplier and the Customer for the sale and purchase of the Goods in accordance with these Conditions, comprising of these Conditions, the Acceptance Notice (and if any) the Specification which shall come into existence in accordance with Clause 2.3.
 - Customer:** the person or firm who purchases the Goods from the Supplier.
 - Customer Default:** has the meaning given in Clause 5.2.
 - Damaged Goods:** has the meaning given in Clause 7.6(a).
 - Delivery Address:** has the meaning given in Clause 6.2.
 - Delivery Date:** has the meaning given in clause 6.5.
 - Faulty Goods:** has the meaning given in Clause 7.4.
 - Force Majeure Event:** has the meaning given in clause 15.
 - Goods:** the goods (or any part of them) set out in the Acceptance Notice.
 - Incorrectly Ordered Goods:** has the meaning given in Clause 7.9.
 - Incorrectly Supplied Goods:** has the meaning given in Clause 7.8.
 - Order:** the Customer's order for the Goods, as received by the Supplier.
 - Sample Goods:** has the meaning given in Clause 12.1.
 - Specification:** any specification for the Goods, including any related plans and drawings, painting and drilling, that is agreed in writing by the Customer and the Supplier, as modified by the Supplier from time to time in accordance with Clause 4.3.
 - Supplier:** TK Components Limited (registered in England and Wales with company number 02320087).
 - Warranty Period:** has the meaning given in Clause 7.1.
- In these Conditions and the Contract, the following rules apply:
 - A person includes a natural person, corporate or unincorporated body (whether or not having separate legal personality).
 - A reference to a party includes its personal representatives, successors or permitted assigns.
 - A reference to a statute or statutory provision is a reference to such statute or provision as amended or re-enacted. A reference to a statute or statutory provision includes any subordinate legislation made under that statute or statutory provision, as amended or re-enacted.
 - Any phrase introduced by the terms including, include, in particular or any similar expression shall be construed as illustrative and shall not limit the sense of the words preceding or following them and each of them shall be deemed to incorporate the expression without limitation.
 - A reference to writing or written includes e-mails.

- In these Conditions and the Contract, the following rules apply:
 - A person includes a natural person, corporate or unincorporated body (whether or not having separate legal personality).
 - A reference to a party includes its personal representatives, successors or permitted assigns.
 - A reference to a statute or statutory provision is a reference to such statute or provision as amended or re-enacted. A reference to a statute or statutory provision includes any subordinate legislation made under that statute or statutory provision, as amended or re-enacted.
 - Any phrase introduced by the terms including, include, in particular or any similar expression shall be construed as illustrative and shall not limit the sense of the words preceding or following them and each of them shall be deemed to incorporate the expression without limitation.
 - A reference to writing or written includes e-mails.
- The Order constitutes an offer by the Customer to purchase the Goods in accordance with these Conditions.
- A Contract shall not be formed until the Order is accepted in writing by the Supplier (Sales Order Acknowledgment) on which date the Contract will come into existence (Commencement Date). The Contract will only relate to those Goods set out in the Sales Order Acknowledgment.
- The Customer is responsible for ensuring that the terms of the Order and any applicable

- The Supplier reserves the right to refuse any Order without providing a reason.
- The Contract constitutes the entire understanding between the parties in relation to its subject matter and supersedes all (if any) subsisting agreements, arrangements, understandings, negotiation, decisions or correspondence (written or oral, express or implied) relating to the same.
- The Customer acknowledges that it has not relied on any warranty, statement, promise or representation made or given by or on behalf of the Supplier which is not specifically set out in the Contract. The Customer agrees and acknowledges that its only remedy in respect of those representations, statements, assurances or warranties set out in the Contract will be for breach of contract, in accordance with the terms of the Contract, provided always that nothing in this clause 2.7 shall exclude or limit the liability of the Supplier for any fraudulent misrepresentation or warranty fraudulently given and upon which the Customer can prove it has placed reliance.
- Any samples, drawings, descriptive matter, or advertising produced by the Supplier and any descriptions or illustrations contained in the Supplier's catalogue or brochures (whether electronic or hard copy) are produced for the sole purpose of giving an approximate idea of the Goods described in them. They shall not form part of the Contract or have any contractual force.
- A quotation for the Goods given by the Supplier shall not constitute an offer. A quotation shall only be valid for a period of 30 Business Days from its date of issue.
- In the event of a conflict, the following order of precedence shall apply to:
 - the Specification (if any);
 - the Sales Order Acknowledgment; and
 - the Conditions.

3. CUSTOMER'S AUTHORITY

- The Customer expressly warrants that the person entering into the Contract on behalf of the Customer is authorised to accept the Contract not only for themselves and the Customer, but also as agents for and on behalf of all other persons who are, or may become, interested in the Goods, whether in whole or in part.

4. GOODS AND SPECIFICATION

- Any Goods set out in the Supplier's literature (whether electronic or hard copy) may change at any time.
- To the extent that the Goods are manufactured in accordance with a Specification supplied by the Customer, the Customer shall indemnify the Supplier against all liabilities, costs, expenses, damages and losses (including any direct, indirect or consequential losses, loss of profit, loss of reputation and all interest, penalties and legal and other professional costs and expenses) suffered or incurred by the Supplier in connection with any claim made against the Supplier for actual or alleged infringement of a third party's intellectual property rights arising out of or in connection with the Supplier's use of the Specification. This clause 4.2 shall survive termination of the Contract.
- The Supplier reserves the right to amend the Specification if required by any applicable statutory or regulatory requirements.
- The Customer shall ensure that all Goods are installed in accordance with the manufacturer's installation instructions. Any installation advice provided by or on behalf of the Supplier is done so free of charge and on an informal basis only without any warranties or guarantees. The Supplier shall not be liable to the Customer for any damage, costs or loss incurred (so far as permitted by law), as a result of the Customer following any installation advice provided by or on behalf of the Supplier.

5. CUSTOMER'S OBLIGATIONS

- The Customer shall:
 - ensure that the terms of the Order and any applicable Specification are complete and accurate;
 - co-operate with the Supplier in all matters relating to the supply of the Goods;
 - provide the Supplier, its employees, agents, consultants and sub-contractors with access to the Customer's premises, office accommodation and other facilities as

- reasonably required by the Supplier for the purposes of the Contract;
 - provide the Supplier with such information and materials as the Supplier may reasonably require to supply the Goods and ensure that such information is accurate in all material respects.
- If the Supplier's performance of any of its obligations in respect of the supply of the Goods is prevented or delayed by any act or omission by the Customer or failure by the Customer to perform any relevant obligation (Customer Default):
 - the Supplier shall without limiting its other rights or remedies have the right to suspend delivery of the Goods until the Customer remedies the Customer Default, and to rely on the Customer Default to relieve it from the performance of any of its obligations to the extent the Customer Default prevents or delays the Supplier's performance of any of its obligations;
 - the Supplier shall not be liable for any costs or losses sustained or incurred by the Customer arising directly or indirectly from the Supplier's failure or delay to perform any of its obligations as set out in this clause 5.2; and
 - the Customer shall reimburse the Supplier on written demand for any costs or losses sustained or incurred by the Supplier arising directly or indirectly from the Customer Default.

6. DELIVERY

- The Supplier shall ensure that:
 - each delivery of the Goods is accompanied by a dispatch note or invoice (as appropriate) which shows the invoice number and the date the invoice was raised, all relevant Customer and Supplier reference numbers, the type and quantity of the Goods (including the code number of the Goods, where applicable), special storage instructions (if any) and, if the Goods are being delivered by installments, the outstanding balance of Goods remaining to be delivered; and
 - if the Supplier requires the Customer to return any packaging materials to the Supplier, that fact is clearly stated on the dispatch note. The Customer shall make any such packaging materials available for collection at such times as the Supplier shall reasonably request. Returns of packaging materials shall be at the Supplier's expense.
- Unless stated otherwise in the Sales Order Acknowledgment, the Customer shall collect the Goods from the Supplier's premises at Unit 3, Cranberry Drive, Denton, M34 3UL (the Delivery Address).
- The Supplier shall use its reasonable endeavours to deliver the Goods to the Delivery Address or such other location as the parties may agree (Alternative Delivery Location) on the dates set out in the Sales Order Acknowledgment or at such other dates and times as agreed between the parties. Notwithstanding the foregoing, the Supplier shall notify the Customer when the Goods are ready for delivery. The Customer agrees and acknowledges that any dates quoted for delivery are approximate only, and the time of delivery is not of the essence. The Supplier shall not be liable for any delay in delivery that is caused by a Force Majeure Event or the Customer's failure to provide the Supplier with adequate delivery instructions or any other instructions that are relevant to the supply of the Goods.
- Any special delivery requirements or difficulties in delivering (e.g. narrow doorways, stairs, restricted access) should be made known to the Supplier at the time of placing the Order and may be subject to additional costs. The Supplier cannot accept responsibility for any difficulties in delivery as a consequence of information or lack of information supplied by the Customer.
- Delivery of the Goods shall be completed:
 - where the Goods are to be collected from the Delivery Address, the 3rd Business Day from the date of the Supplier's notification that the Goods are ready for collection (whether or not the Customer actually collects the Goods by such date); or
 - where the Goods are to be delivered to the Alternate Delivery Location, at the time of the Goods' arrival at the Alternative Delivery

- Location; (the Delivery Date).
- Notwithstanding clause 6.3, if the Supplier fails to deliver the Goods its liability shall be limited to the costs and expenses incurred by the Customer in obtaining replacement goods of similar description and quality in the cheapest market available, less the price of the Goods. The Supplier shall have no liability for any failure to deliver the Goods to the extent that such failure is caused by a Force Majeure Event or the Customer's failure to provide the Supplier with adequate delivery instructions or any other instructions that are relevant to the supply of the Goods.
- If the Customer fails to accept delivery of the Goods in accordance with Clause 6.5, then except where such failure or delay is caused by a Force Majeure Event or the Supplier's failure to comply with its obligations under the Contract in respect of the Goods, the Supplier shall store the Goods until delivery takes place, and charge the Customer for all related costs and expenses (including insurance). Such charge to be equal to 15% of the value of the order.
- If 14 Business Days after the day on which the Supplier notified the Customer that the Goods were ready for delivery, the Customer has not accepted or taken delivery of them, the Supplier may resell or otherwise dispose of part or all of the Goods and recover its reasonable storage and selling costs in respect of the Goods and:
 - Where the Customer has paid for the Goods in full, account to the Customer for any excess sums recovered over the price of the Goods and such storage and selling costs; or
 - Where there are insufficient funds to cover the storage or selling costs or where the Customer has not yet paid for the Goods in full, charge the Customer for any shortfall below the price of the Goods to cover such costs.
- The Customer shall not be entitled to reject the Goods if the Supplier delivers up to and including 10% less than the quantity of Goods ordered, but a pro rata adjustment shall be made to the [Order invoice] on receipt of notice from the Customer that the wrong quantity of Goods was delivered.
- The Supplier may deliver the Goods by installments, which shall be invoiced and paid for separately. References in these Conditions to delivery of the Goods shall, where applicable, be read as to include reference to delivery of the Goods by installments. Each installment shall constitute a separate Contract and any delay in delivery or defect in an installment shall not entitle the Customer to cancel any other installment.
- QUALITY**

Warranty

 - The Supplier warrants that on delivery, and for a period of 10 years (or other period as expressly confirmed by the Supplier in writing in the Acceptance Notice) from the date of delivery (Warranty Period), the Goods shall:
 - conform in all material respects with the Specification;
 - be free from material defects in design, material and workmanship; and
 - be of satisfactory quality (within the meaning of the Sale of Goods Act 1979); and;
 - be fit for any purpose held out by the Supplier.
 - The Supplier shall not be liable for the Goods' failure to comply with the warranty set out in clause 7.1 in any of the following events:
 - the Customer makes any further use of such Goods after giving notice in accordance with this clause 7;
 - the defect arises because the Customer failed to follow the Supplier's oral or written instructions as to the storage, commissioning, installation, use and maintenance of the Goods (including all instructions in the technical guide and the door care guide as published by the Supplier) or (if there are none) good trade practice regarding the same;
 - the defect arises as a result of the Supplier following any drawing, design or Specification supplied by the Customer;
 - the Customer works, alters, tailors or repairs such Goods (including drilling the Goods) without the written consent of the Supplier;

(CONTINUED OVERLEAF)

TERMS & CONDITIONS OF SALE

- (e) the defect arises as a result of fair wear and tear, willful damage, negligence, or abnormal storage or working conditions; or
- (f) the Goods differ from their description as a result of changes made to ensure they comply with applicable statutory or regulatory requirements.
- 7.3 Except as provided in this clause 7, the Supplier shall have no other liability to the Customer in respect of the quality of the Goods.
- Faulty Goods**
- 7.4 If the Customer gives notice in writing to the Supplier that some or all of the Goods do not comply with the warranty set out in clause 7.1 (Faulty Goods), the Supplier shall, at its option, repair or replace the Faulty Goods, or refund the price of the Faulty Goods in full. The Supplier will not be responsible for any associated costs in relation to the replacement of Faulty Goods. If the Goods are found to have been Faulty Goods due to a fault of the Customer, damage caused by the Customer or are Faulty Goods due to an event set out in clause 7.2 above, the Goods will be returned to the Customer and the Customer will pay a handling charge to the Supplier.
- Damaged Goods**
- 7.5 The Supplier shall have no obligations arising under clauses 7.6 to 7.12 for any goods already installed by the Customer (where installed shall mean removed from packaging and fixed in place as if it were ready for use).
- 7.6 Subject to clause 7.7:
- (a) if the Goods are damaged (Damaged Goods) the Customer must send a photograph to the Supplier within five Business Days of the Delivery Date of the Damaged Goods and the Supplier will consider whether to send a courier to collect the Damaged Goods; and
- (b) if the Supplier is required to collect the Damaged Goods, the Customer will be notified within 5 Business Days of the date the Damaged Goods are to be collected; and
- (c) the Supplier is to be given a reasonable opportunity to examine such Damaged Goods; and
- (d) it is at the Suppliers discretion as to whether a handling charge of £260 is charged to the Customer if they return the Damaged Goods and the Damaged Goods are found to have been damaged by the Customer, or are Damaged Goods due to an event set out in clause 7.2. If the Damaged Goods are in a condition where they cannot be sold, the Damaged Goods will be returned to the Customer and the Customer will pay a handling charge to the Supplier; and
- (e) the Damaged Goods should be returned in their original packaging; and
- (f) the Customer (if asked to do so by the Supplier) returns the Damaged Goods to the Supplier's place of business at the Customer's cost, the Supplier shall, at its option, repair or replace the Damaged Goods, or refund the price of the Damaged Goods in full. The Supplier will not be responsible for any associated costs in relation to the replacement of the Damaged Goods. If the Damaged Goods have been made to the Customer's Specification and are found to have been damaged by the Customer or are Damaged Goods due to an event set out in clause 7.2, the Damaged Goods will be returned to the Customer and the Customer will pay a handling charge to the Supplier.
- 7.7 In the Event that the Supplier is required by the Customer to attend and inspect the Damaged Goods after delivery to the Customer and damage is found to the Goods for which the Supplier is responsible, no charge for the site visit will be levied. If there is damage to the Goods, or part thereof, for which the Customer is responsible or due to an event set out in clause 7.2, the Supplier may raise an invoice addressed to the Customer for £260 for each such site visit. Incorrectly Supplied Goods
- 7.8 If the Customer gives notice in writing to the Supplier within 14 Business Days of the Delivery Date that some or all of the Goods delivered were supplied incorrectly (Incorrectly Supplied Goods), the Supplier will, subject to verification that the Goods have been supplied incorrectly, replace the Incorrectly Supplied Goods with the correct Goods and will arrange for the
- Incorrectly Supplied Goods to be collected from the Customer within a reasonable time period. Incorrectly Ordered Goods
- 7.9 If the Customer gives notice to the Supplier that some or all of the Goods supplied were ordered incorrectly or are no longer needed (Incorrectly Ordered Goods), then the Supplier may (at its discretion) accept the return of the Incorrectly Ordered Goods, and where the Incorrectly Ordered Goods have been paid for, issue a credit note to the Customer for the Incorrectly Ordered Goods, subject to the following conditions:
- (a) the Customer notifies the Supplier of its desire to return the Incorrectly Ordered Goods in writing by no later than 28 Business Days of the Delivery Date;
- (b) the Supplier has confirmed to the Customer in writing that it will accept the return of the Incorrectly Ordered Goods (for the avoidance of doubt, the Supplier may refuse to accept any return at its discretion);
- (c) the Customer pays the collection charge if they have been delivered, the amount being at the discretion of the Supplier (if applicable);
- (d) the Customer pays an administration charge equivalent to 15% of the value of the Incorrectly Ordered Goods;
- (e) if they have been delivered, the Incorrectly Ordered Goods are still within their original packaging, remain unopened and have suffered no damage; and
- (f) they are not Goods that fall within clauses 7.11 or 7.12.
- 7.10 If the conditions set out in clause 7.9 are not met, a credit note will not be issued by the Supplier to the Customer. If the Goods have not been delivered, the Customer will have 14 Business Days from the date the Supplier notifies the Customer, in writing, that the Incorrectly Ordered Goods will not be accepted, to collect the Incorrectly Ordered Goods from the Supplier. If the Incorrectly Ordered Goods are not collected within 14 Business Days from the date the Supplier notifies the Customer, in writing, that the Incorrectly Ordered Goods will not be accepted, then Goods which have been made to the Customer's Specification shall be destroyed without prejudice to any claim the Supplier may have against the Customer.
- 7.11 Any Goods which have been made to the Customer's Specification cannot be returned as Incorrectly Ordered Goods and a credit note shall not be issued for such Goods.
- 7.12 Any Incorrectly Ordered Goods that have been discontinued or are not in the Supplier's current stock range cannot be returned as Incorrectly Ordered Goods and a credit note shall not be issued for such Goods.
- Other Matters Relating to the Goods**
- 7.13 Natural aging of the Goods means that they will patina over time, the Supplier is unable to guarantee that any replacement Goods will be of an identical match to the original colour and/ or finish of the Goods originally purchased by the Customer. In the event that any replacement Goods are supplied pursuant to this clause 7, then the Supplier's liability will be limited to the purchase price paid by the Customer in respect of the particular Goods. In the event that such replacement Goods are supplied, the Supplier accepts no liability as to conformity of the replacement Goods supplied to previous Goods supplied.
- 7.14 The terms implied by sections 14 to 16 of the Sale of Goods Act 1979 are, to the fullest extent permitted by law, excluded from the Contract.
- 7.15 These Conditions shall apply to any repaired or replacement Goods supplied by the Supplier.
- 7.16 Any refund or credit given pursuant to this clause 7, will be applied to the Customer's account within 14 Business Days of confirmation from the Supplier, in writing, that such refund or credit note has been issued to the Customer.
- 7.17 Any Goods returned to the Supplier's trade counter and will be subject to the foregoing provisions of this Clause 7 will be subject to this clause 7 must be pre-authorised by the Supplier's customer services department prior to the Customer returning the Goods. No Goods can be returned without a "return number" which will be issued to the Customer in writing by the Supplier if the return is approved.
- 8. TITLE AND RISK**
- 8.1 The risk in the Goods shall pass to the Customer on the Delivery Date.
- 8.2 Title to the Goods shall not pass to the Customer
- until the Supplier has received:
- (a) payment in full (in cash or cleared funds) for the Goods; and
- (b) all other monies due to the Supplier from the Customer.
- 8.3 Until title to the Goods has passed to the Customer, the Customer shall:
- (a) hold the Goods on a fiduciary basis as the Supplier's bailee;
- (b) store the Goods separately from all other goods held by the Customer so that they remain readily identifiable as the Supplier's property;
- (c) not remove, deface or obscure any identifying mark or packaging on or relating to the Goods;
- (d) maintain the Goods in satisfactory condition and keep them insured against all risks for their full price from the date of delivery;
- (e) notify the Supplier immediately if it becomes subject to any of the events listed in clause 13.2; and
- (f) give the Supplier such information relating to the Goods as the Supplier may require from time to time, but the Customer may resell or use the Goods in the ordinary course of its business.
- 8.4 If before title to the Goods passes to the Customer the Customer becomes subject to any of the events listed in clause 13.2, or the Supplier reasonably believes that any such event is about to happen and notifies the Customer accordingly, then, provided that the Goods have not been resold, or irrevocably incorporated into another product, and without limiting any other right or remedy the Supplier may have, the Supplier may at any time require the Customer to deliver up the Goods and any other goods of the Supplier that the Customer may hold but in respect of which the Customer is not the beneficial owner of the same and, if the Customer fails to do so promptly, enter any premises of the Customer or of any third party where the Goods are stored, with or without notice, in order to recover them. The Supplier's employees or agents shall have the right at any time to enter upon the premises of the Customer or of any third party where the Goods are stored, for the purpose of effecting such repossession.

9. PRICE AND PAYMENT

- 9.1 The price of the Goods shall be the price set out in the Sales Order Acknowledgment, or, if no price is quoted, the price set out in the Supplier's published price list in force as at the date of delivery.
- 9.2 The Supplier may, by giving notice to the Customer at any time up to 5 Business Days before delivery, increase the price of the Goods to reflect any increase in the cost of the Goods that is due to:

- (a) any factor beyond the Supplier's control (including foreign exchange fluctuations, increases in taxes and duties, and increases in labour, materials and other manufacturing costs);
- (b) any request by the Customer to change the delivery date(s), quantities or types of Goods ordered, or the Specification; or
- (c) any delay caused by any instructions of the Customer or failure of the Customer to give the Supplier adequate or accurate information or instructions.

- 9.3 The price of the Goods is exclusive of the costs and charges of packaging, insurance and transport of the Goods (including unloading of Goods), which shall be invoiced to the Customer.
- 9.4 The price of the Goods is exclusive of amounts in respect of value added tax (VAT). The Customer shall, on receipt of a valid VAT invoice from the Supplier, pay to the Supplier such additional amounts in respect of VAT as are chargeable on the supply of the Goods.
- 9.5 The Supplier may invoice the Customer for the Goods on or at any time after the Commencement Date.
- 9.6 The Customer shall pay the invoice in full and in cleared funds by the due date as stated on the invoice, or within 30 Business Days of the date of the invoice, whichever is the earliest. Payment shall be made to the bank account nominated in writing by the Supplier, or by cash or credit card. Time of payment is of the essence.
- 9.7 If the Customer fails to make any payment due to the Supplier under the Contract by the due date for payment, then the Customer shall pay interest on the overdue amount in accordance with the Late Payment of Commercial Debts (Interest) Act

10. CANCELLATION OF ORDERS

- 10.1 The Supplier will use reasonable endeavours to meet Customers' individual requirements, but the Supplier shall be under no obligation to accept cancellation or amendment to any Contract or any part of a Contract. Where such cancellation or amendment to a Contract is agreed by the Supplier, it is on the understanding that a cancellation or amendment charge may be levied.

11. NON-ARRIVAL OF GOODS

- 11.1 Where the Supplier is responsible for delivering the Goods to the Alternate Delivery Location, the Customer must inform the Supplier within 5 Business Days of the date of advice of dispatch, in the event of non-arrival of the Goods at the Alternate Delivery Location otherwise no claim can be considered.

12. SAMPLE GOODS

- 12.1 The Supplier may supply to the Customer, at the Supplier's own expense, samples, sales literature and other documents and information to enable the Customer to promote and sell the goods (Sample Goods). The Sample Goods shall at all times belong to the Supplier and the Customer shall hold the Sample Goods on a fiduciary basis as the Supplier's bailee.
- 12.2 Where the Supplier provides Sample Goods to the Customer, the Customer shall:
- (a) use the Samples Goods only for the purpose of promoting and retailing goods;
- (b) at its own expense, keep all Sample Goods in conditions required by the Supplier or (in the absence of any such notification) which are appropriate for their storage and security, separately from other goods and clearly indicated as belonging to the Supplier;
- (c) at its own expense, insure and keep insured all of the Supplier's property (including the Sample Goods) which may at any time be in the Customer's possession, custody or control with a reputable insurer to its full replacement value against all the risks for which a prudent trader would insure his own property of the same type, to show to the Supplier on demand the policy document and the most recent receipt for premium, to perform any obligation required of it under the terms of such insurance, to do nothing which could invalidate any such insurance, and to pay to the Supplier promptly on receipt the proceeds of any insurance claim made in respect thereof, holding the same pending such payment in trust for the Supplier;
- (d) allow the Supplier's authorised representatives at any reasonable time to have access to the Customer's premises (or to arrange for the Supplier's authorised representatives to have access to other relevant premises) for the purpose of inspecting the Sample Goods, to take possession of the Sample Goods;
- (e) observe all directions and instructions given to it by the Supplier in relation to assembly, use and display of the Sample Goods;
- (f) maintain, on its own account, an inventory of the Sample Goods;
- (g) return the Sample Goods to the Supplier immediately on demand (at its own cost).

13. CUSTOMER'S INSOLVENCY OR INCAPACITY

- 13.1 If the Customer becomes subject to any of the events listed in clause 13.2, or the Supplier reasonably believes that the Customer is about to become subject to any of them and notifies the

1998 and the Supplier will be entitled to suspend delivery of Goods of subsequent contracts and revise any agreed discounts until the outstanding amounts have been received. The Customer shall pay the interest together with the overdue amount.

- 9.8 The Customer shall pay all amounts due under the Contract in full without any deduction or withholding except as required by law and the Customer shall not be entitled to assert any credit, set-off or counterclaim against the Supplier in order to justify withholding payment of any such amount in whole or in part. The Supplier may at any time, without limiting any other rights or remedies it may have, set off any amount owing to it by the Customer against any amount payable by the Supplier to the Customer.

10. CANCELLATION OF ORDERS

- 10.1 The Supplier will use reasonable endeavours to meet Customers' individual requirements, but the Supplier shall be under no obligation to accept cancellation or amendment to any Contract or any part of a Contract. Where such cancellation or amendment to a Contract is agreed by the Supplier, it is on the understanding that a cancellation or amendment charge may be levied.

11. NON-ARRIVAL OF GOODS

- 11.1 Where the Supplier is responsible for delivering the Goods to the Alternate Delivery Location, the Customer must inform the Supplier within 5 Business Days of the date of advice of dispatch, in the event of non-arrival of the Goods at the Alternate Delivery Location otherwise no claim can be considered.

12. SAMPLE GOODS

- 12.1 The Supplier may supply to the Customer, at the Supplier's own expense, samples, sales literature and other documents and information to enable the Customer to promote and sell the goods (Sample Goods). The Sample Goods shall at all times belong to the Supplier and the Customer shall hold the Sample Goods on a fiduciary basis as the Supplier's bailee.

- 12.2 Where the Supplier provides Sample Goods to the Customer, the Customer shall:

- (a) use the Samples Goods only for the purpose of promoting and retailing goods;
- (b) at its own expense, keep all Sample Goods in conditions required by the Supplier or (in the absence of any such notification) which are appropriate for their storage and security, separately from other goods and clearly indicated as belonging to the Supplier;
- (c) at its own expense, insure and keep insured all of the Supplier's property (including the Sample Goods) which may at any time be in the Customer's possession, custody or control with a reputable insurer to its full replacement value against all the risks for which a prudent trader would insure his own property of the same type, to show to the Supplier on demand the policy document and the most recent receipt for premium, to perform any obligation required of it under the terms of such insurance, to do nothing which could invalidate any such insurance, and to pay to the Supplier promptly on receipt the proceeds of any insurance claim made in respect thereof, holding the same pending such payment in trust for the Supplier;
- (d) allow the Supplier's authorised representatives at any reasonable time to have access to the Customer's premises (or to arrange for the Supplier's authorised representatives to have access to other relevant premises) for the purpose of inspecting the Sample Goods, to take possession of the Sample Goods;
- (e) observe all directions and instructions given to it by the Supplier in relation to assembly, use and display of the Sample Goods;
- (f) maintain, on its own account, an inventory of the Sample Goods;
- (g) return the Sample Goods to the Supplier immediately on demand (at its own cost).

13. CUSTOMER'S INSOLVENCY OR INCAPACITY

- 13.1 If the Customer becomes subject to any of the events listed in clause 13.2, or the Supplier reasonably believes that the Customer is about to become subject to any of them and notifies the

TERMS & CONDITIONS OF SALE

Customer accordingly, then, without limiting any other right or remedy available to the Supplier, the Supplier may terminate the Contract, cancel or suspend all further deliveries under the Contract or under any other contract between the Customer and the Supplier without incurring any liability to the Customer, and all outstanding sums in respect of Goods delivered to the Customer shall become immediately due.

- 13.2 For the purposes of clause 13.1, the relevant events are:

- (a) the Customer suspends, or threatens to suspend, payment of its debts, or is unable to pay its debts as they fall due or admits inability to pay its debts, or (being a company) is deemed unable to pay its debts within the meaning of section 123 of the Insolvency Act 1986, or (being an individual) is deemed either unable to pay its debts or as having no reasonable prospect of so doing, in either case, within the meaning of section 268 of the Insolvency Act 1986, or (being a partnership) has any partner to whom any of the foregoing apply;
- (b) the Customer commences negotiations with all or any class of its creditors with a view to rescheduling any of its debts, or makes a proposal for or enters into any compromise or arrangement with its creditors other than (where the Customer is a company) where these events take place for the sole purpose of a scheme for a solvent amalgamation of the Customer with one or more other companies or the solvent reconstruction of the Customer;
- (c) reconstruction of the Customer;
- (d) (being a company) a petition is filed, a notice is given, a resolution is passed, or an order is made, for or in connection with the winding up of the Customer, other than for the sole purpose of a scheme for a solvent amalgamation of the Customer with one or more other companies or the solvent reconstruction of the Customer;
- (e) (being an individual) the Customer is the subject of a bankruptcy petition or order;
- (f) a creditor or encumbrancer of the Customer attaches or takes possession of, or a distress, execution, sequestration or other such process is levied or enforced on or sued against, the whole or any part of its assets and such attachment or process is not discharged within 14 Business Days;
- (g) (being a company) an application is made to court, or an order is made, for the appointment of an administrator or if a notice of intention to appoint an administrator is given or if an administrator is appointed over the Customer;
- (h) (being a company) a floating charge holder over the Customer's assets has become entitled to appoint or has appointed an administrative receiver;
- (i) a person becomes entitled to appoint a receiver over the Customer's assets or a receiver is appointed over the Customer's assets;
- (j) any event occurs, or proceeding is taken, with respect to the Customer in any jurisdiction to which it is subject that has an effect equivalent or similar to any of the events mentioned in clause 13.2(a) to clause 13.2(h) (inclusive);
- (k) the Customer suspends, threatens to suspend, ceases or threatens to cease to carry on all or substantially the whole of its business;
- (l) the Customer's financial position deteriorates to such an extent that in the Supplier's opinion the Customer's capability to adequately fulfill its obligations under the Contract has been placed in jeopardy; and
- (m) (being an individual) the Customer dies or, by reason of illness or incapacity (whether mental or physical), is incapable of managing his or her own affairs or becomes a patient under any mental health legislation.

- 13.3 The Supplier may terminate the Contract:

- (a) if the Customer commits a material breach of any term of the Contract and (if such a breach is remediable) fails to remedy that breach within 7 Business Days of that party being notified in writing to do so; and
- (b) with immediate effect by giving written notice to the Customer if the Customer fails to pay any amount due under the Contract or under any other contract entered into between the Supplier and the Customer on the due date for payment.

13.4 On termination of the Contract for any reason, the Customer shall immediately pay to the Supplier all of the Supplier's outstanding unpaid invoices and interest.

- 13.5 Termination of the Contract, however arising, shall not affect any of the parties' rights and remedies that have accrued as at termination. Clauses which expressly or by implication survive termination of the Contract shall continue in full force and effect.

14. LIMITATION OF LIABILITY

- 14.1 Nothing in these Conditions shall limit or exclude the Supplier's liability for:

- (a) death or personal injury caused by its negligence, or the negligence of its employees, agents or subcontractors (as applicable);
- (b) fraud or fraudulent misrepresentation;
- (c) breach of the terms implied by section 12 of the Sale of Goods Act 1979;
- (d) defective products under the Consumer Protection Act 1987; or
- (e) any matter in respect of which it would be unlawful for the Supplier to exclude or restrict liability.

- 14.2 Subject to clause 14.1:

- (a) the Supplier shall under no circumstances whatsoever be liable to the Customer, whether in contract, tort (including negligence), breach of statutory duty, or otherwise, for any loss of profit, or any indirect or consequential loss arising under or in connection with the Contract; and
- (b) the Supplier's total liability to the Customer in respect of all other losses arising under or in connection with the Contract, whether in contract, tort (including negligence), breach of statutory duty, or otherwise, shall in no circumstances exceed 125% of the amount paid by the Customer for the Goods that are the subject of the Contract.

- 14.3 This clause 14 shall survive termination of the Contract.

15. FORCE MAJEURE

Neither party shall be liable for any failure or delay in performing its obligations under the Contract to the extent that such failure or delay is caused by a Force Majeure Event. A Force Majeure Event means any event beyond a party's reasonable control, which by its nature could not have been foreseen, or, if it could have been foreseen, was unavoidable, including strikes, lock-outs or other industrial disputes (whether involving its own workforce or a third party's), failure of energy sources or transport network, acts of God, war, terrorism, riot, civil commotion, interference by civil or military authorities, national or international calamity, armed conflict, malicious damage, breakdown of plant or machinery, nuclear, chemical or biological contamination, sonic boom, explosions, collapse of building structures, fires, floods, storms, earthquakes, loss at sea, epidemics or similar events, natural disasters or extreme adverse weather conditions, or default of suppliers or subcontractors.

16. CONFIDENTIALITY

- 16.1 Each party undertakes that it shall not at any time disclose to any person any confidential information concerning the business, affairs, prices, costs, customers, clients or suppliers of the other party, except as permitted by clause 16.2.

- 16.2 Each party may disclose the other party's confidential information:

- (a) to its employees, officers, representatives or advisers who need to know such information for the purposes of exercising the party's rights or carrying out its obligations under or in connection with this agreement. Each party shall ensure that its employees, officers, representatives or advisers to whom it discloses the other party's confidential information comply with this clause 16.2; and
- (b) as may be required by law, a court of competent jurisdiction or any governmental or regulatory authority.

- 16.3 No party shall use any other party's confidential information for any purpose other than to exercise its rights and perform its obligations under or in connection with the Contract.

17. ASSIGNMENT AND SUBCONTRACTING

17.1 The Supplier may at any time assign, transfer, charge, subcontract or deal in any other manner with all or any of its rights or obligations under the Contract.

17.2 The Customer may not assign, transfer, charge, subcontract or deal in any other manner with all or any of its rights or obligations under the Contract without the prior written consent of the Supplier.

18. NOTICES

18.1 Any notice or other communication given to a party under or in connection with the Contract shall be in writing, addressed to that party at its registered office (if it is a company) or its principal place of business (in any other case) or such other address as that party may have specified to the other party in writing in accordance with this clause, and shall be delivered personally, sent by pre-paid first class post, recorded delivery, commercial courier, fax or e-mail.

18.2 A notice or other communication shall be deemed to have been received: if delivered personally, when left at the address referred to in clause 18.1; if sent by pre-paid first class post or recorded delivery, at 9.00 am on the second Business Day after posting; if delivered by commercial courier, on the date and at the time that the courier's delivery receipt is signed; or, if sent by fax or e-mail, one Business Day after transmission.

18.3 The provisions of this clause shall not apply to the service of any proceedings or other documents in any legal action.

19. SEVERANCE

19.1 If any court or competent authority finds that any provision of the Contract (or part of any provision) is invalid, illegal or unenforceable, that provision or part-provision shall, to the extent required, be deemed to be deleted, and the validity and enforceability of the other provisions of the Contract shall not be affected.

19.2 If any invalid, unenforceable or illegal provision of the Contract would be valid, enforceable and legal if some part of it were deleted, the provision shall apply with the minimum modification necessary to make it legal, valid and enforceable.

20. WAIVER

20.1 A waiver of any right or remedy under the Contract is only effective if given in writing and shall not be deemed a waiver of any subsequent breach or default. No failure or delay by a party to exercise any right or remedy provided under the Contract or by law shall constitute a waiver of that or any other right or remedy, nor shall it preclude or restrict the further exercise of that or any other right or remedy. No single or partial exercise of such right or remedy shall preclude or restrict the further exercise of that or any other right or remedy.

21. THIRD PARTY RIGHTS

21.1 A person who is not a party to the Contract shall not have any rights under or in connection with it.

22. VARIATION

22.1 Except as set out in these Conditions, any variation to the Contract, including the introduction of any additional terms and conditions, shall only be binding when agreed in writing and signed by the Supplier.

23. GOVERNING LAW AND JURISDICTION

23.1 The Contract, and any dispute or claim arising out of or in connection with it or its subject matter or formation (including non-contractual disputes or claims), shall be governed by, and construed in accordance with, English law, and the parties irrevocably submit to the exclusive jurisdiction of the courts of England.

KITCHEN DOOR CARE INSTRUCTIONS

END USER CARE INSTRUCTIONS

CLEANING

We recommend the following door cleaning instructions for all of our doors:

Clean the doors using only a solution of 95% luke warm water with no more than 5% soap

Do not spray anything onto your doors – this includes the solution recommended above

Use a clean damp (not wet) cloth

Dry with a soft clean cloth. If it is a timber door run the cloth along the grain direction

Any cooking marks must be wiped immediately

Do not allow liquids to seep into joints of doors, wipe any spillages immediately

Do not use any of the products listed below to clean the door as it may mark and damage the surface:

Wax furniture polish

Bleach / chlorine based cleaning products

Abrasive cleaners

Solvents

Multi-purpose cleaners

Alcohol based cleaners

Ammonia or any other similar product

Scouring pads or abrasive cloths

ENVIRONMENTAL INFORMATION

Please be aware that localised or intense heat/steam can damage fascias, subsequently the use of small appliances such as kettles, toasters etc. in close proximity to your kitchen fascias should be avoided. Doors should not be exposed to extreme temperature changes. Due to their manufacturing process vinyl doors must not be exposed to temperatures above 70°C as this may cause damage to the door's surface.

INSTALLER CARE INSTRUCTIONS

INSTALLER CARE INSTRUCTIONS

Before commencing any work on doors or accessories, i.e. hinge boring, handle installation, cutting etc. please inspect the product thoroughly, making sure it meets your requirements for colour consistency and that it is free from scratches or blemishes. Once the product has been altered in any way from the state it was supplied it cannot be replaced.

CARE WHEN FITTING

Always handle doors / drawers with care to avoid damage.

When fitting hinges and handles to doors / drawers please ensure doors are placed on a clean and smooth cushioned surface to avoid scratches to the product.

FOIL / VINYL / OVER LACQUERED DOORS

Some doors may have a protective film on the face. Direct exposure to sunlight may cause an adverse effect therefore it is recommended you remove this film as soon as possible after fitting. Due to their manufacturing process vinyl doors must not be exposed to temperatures above 70°C as this may cause damage to the door's surface.

TIMBER / VENEER / PAINT TO ORDER DOORS

Timber is a natural product; therefore colour, grain structure and features will differ from door to door. Raw timber doors must be treated before use.

Timber and veneer doors have a unique and natural characteristic and because of this colours may change over time when exposed to sunlight. Please be aware of this natural colour change when ordering additional doors to suit a previous install. We also recommend you change your timber door samples every six months due to this reason.

Timber can be prone to expansion and shrinkage based upon the environment which it is installed in. Timber and veneered doors are affected by moisture; if there is too much moisture in the environment it can have an adverse effect on the door over a period of time and it may lead to timber expanding, especially during winter periods. Excess moisture may also be found in new builds and properties where renovation work has been carried out; examples include plastering or floor screeding, etc. In the summer months when the environment is drier, shrinkage may occur in the timber.

This natural movement of timber may cause the surface finish of the timber / veneered door (i.e. painted, varnished, lacquered finishes, etc) to move with the timber. If this occurs then there is a chance that it may result in shrinkage and hairline cracks appearing on the door.

Please check the moisture content of a room before installing timber or veneer doors. The above also applies to Paint to Order doors.

ENVIRONMENTAL INFORMATION

Newly plastered rooms, plaster repairs, floor screeding, renovations, etc should be left to dry out thoroughly before installation of doors, whatever their material. When fitting doors adjacent to an oven, a suitable heat shield must be used.

DOOR COLOUR AND UV LIGHT

Any door range, whether it be over lacquered, vinyl wrapped or painted will change colour over time due to natural UV exposure. Please be aware of this natural occurrence if replacing doors previously installed.

DOOR STORAGE

Doors should be stored on a stable flat stillage in a horizontal position. Please ensure doors are placed in a cool and dry area.

IMPORTANT PLEASE NOTE:

While we endeavour to keep the information up to date and correct we do not make any representations or warranties of any kind, express or implied, about the completeness, accuracy, reliability and suitability of the doors and products that appear in this literature.

It is the responsibility of the installer to check the manufacturer's installation information and the manufacturer's technical information to ensure this is up to date and to ensure that the products are suitable for your requirements.

We specifically exclude any liability in this regard unless the products are fitted in accordance with the specifications we supply and the manufacturer's installation recommendations are used in a way recommended by the manufacturer and in accordance with the manufacturer's technical information provided.

The information shown in this literature is accurate as at the date of print/release shown on such information but it may be subject to changes after such date. Please therefore ensure that you are viewing the most current product information available and check with us if you have any doubt about the suitability of the product or accuracy of the information shown.

We are proud that all our products that we sell are covered by a statutory warranty but this does not stop all our products naturally ageing overtime. As a result of this natural ageing process we are therefore unable to provide an identical colour finish to the existing products you have purchased from us with any products that we supply you from the same product line. In such event our liability will be limited to the purchase price paid for the product you are seeking to replace.

Due to the limitations on photographic reproduction, colours may differ slightly from the actual products shown.

Whilst we make every effort to provide you the most accurate and up-to-date information, occasionally, one or more items in our pricelist may be mispriced. In the event a product is listed at an incorrect price due to typographical or photographic error we reserve the right to refuse or cancel any orders placed for product listed at the incorrect price.

WARRANTY:

Jigsaw kitchens are backed by a 10 year warranty against manufacturing defects. Please note, the warranty is not transferable.



*Assured kitchen
quality, for your
peace of mind!*



Contact us

Tel 0161 804 5633
Fax 0161 336 3638
Email sales@tkc.co.uk

Address

Unit 3
Cranberry Drive
Denton
Manchester
M34 3UL

Terms & Conditions

Jigsaw is a brand of TKC.
Full terms and conditions
can be found at tkc.co.uk



The mark of
responsible forestry

Products within this brochure are
certified in accordance with the rules of
The Forest Stewardship Council®.

05JIGPRICE2023

Date of print/release: April 2023

JIS SAWM PRICES LIST 2023